


MMS

MONOLITNÍ KARBIDOVÝ VRTÁK NA NEREZOVÉ MATERIÁLY



MMS

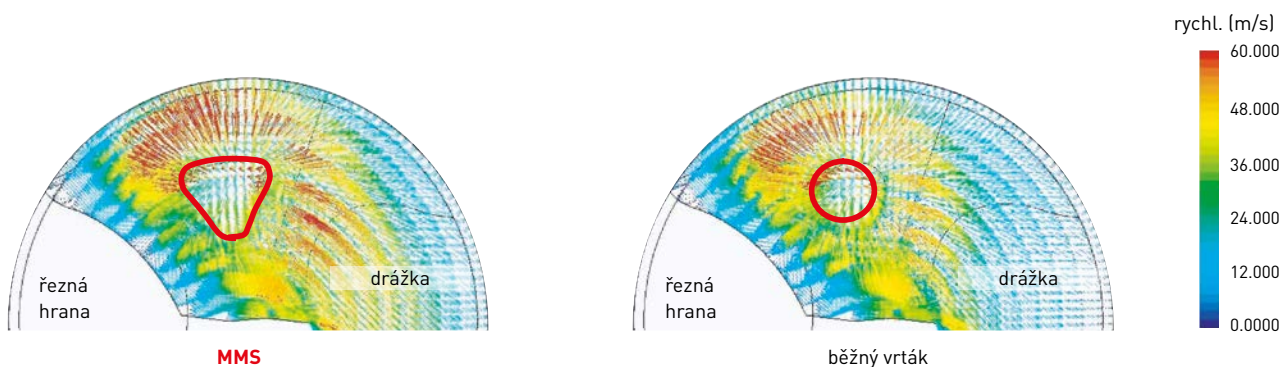
MONOLITNÍ KARBIDOVÝ VRTÁK NA NEREZOVÉ MATERIÁLY

UNIKÁTNÍ GEOMETRIE CHLADÍCÍCH KANÁLKŮ PRO VYSOKOU PRODUKTIVITU & DLOUHOU ŽIVOTNOST



V POROVNÁNÍ S KONVENČNÍMI VRTÁKY JE OBJEM CHLADÍCÍ KAPALINY DVOJNÁSOBNÝ. DÍKY VYLEPŠENÉMU CHLAZENÍ DELŠÍ ŽIVOTNOST NÁSTROJE.

SIMULACE PRŮTOKU CHLADÍCÍ KAPALINY (4700 OT.)



MMS



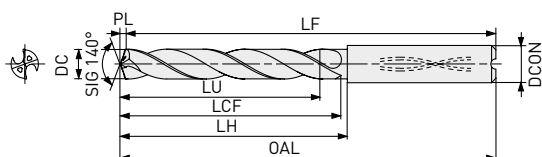
MONOLITNÍ KARBIDOVÝ VRTÁK NA NEREZOVÉ MATERIÁLY

M



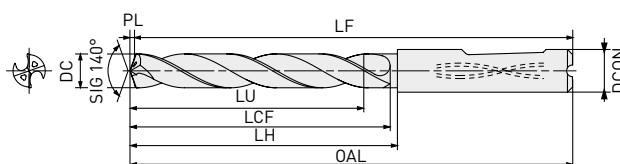
1 Válcová stopka

MMS---S/L-DIN-C (l/d 3-5)
MMS---X3/X5DB (l/d 3-5)



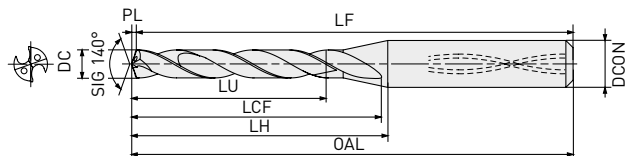
2 Stopka s Whistle ploškou

MMS---S/L-DIN (l/d 3-5)



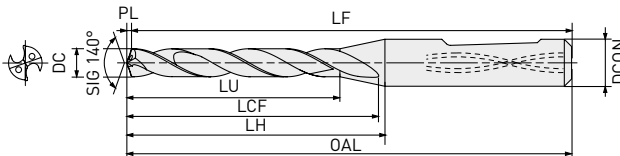
3 Válcová stopka s kuželovým krčkem

MMS---S/L-DIN-C (l/d 3-5)
MMS---X3/X5DB (l/d 3-5)



4 Stopka s Whistle ploškou a kuželovým krčkem

MMS---S/L-DIN (l/d 3-5)



	DC=3	3<DC≤6	6<DC≤10	10<DC≤18	18<DC≤20
Typ DIN (m7)	+0.012	+0.016	+0.021	+0.025	+0.029
Ostatní (h8)	+0.002	+0.004	+0.006	+0.007	+0.008
	0	0	0	0	0
	-0.014	-0.018	-0.022	-0.027	-0.033
		0	0	0	0
		-0.008	-0.009	-0.011	-0.013

- Pro vysokou přesnost a efektivitu vrtání nerezových ocelí.
- Vrtáky s kanálky TRI coolant k dispozici od Ø 4.60 mm.

Objednáací kód	DP7020 Hloubka díry	DC	Rozměry (mm)							Typ
			LU	LCF	LH	OAL	LF	PL	DCON	
MMS0300S-DIN-C	● 3	3.0	9.0	20.0	26.0	62.0	61.5	0.5	6	3
MMS0300L-DIN-C	● 5		15.0	28.0	30.0	66.0	65.5	0.5	6	3
MMS0300X3DB	★ 3		9.0	22.0	24.0	70.5	70.0	0.5	6	3
MMS0300X5DB	★ 5		15.0	29.0	32.0	78.5	78.0	0.5	6	3
MMS0305S-DIN	□ 3	3.05	9.2	20.0	26.0	62.0	61.4	0.6	6	4
MMS0305S-DIN-C	● 3		9.2	20.0	26.0	62.0	61.4	0.6	6	3
MMS0305L-DIN	□ 5		15.3	28.0	30.0	66.0	65.4	0.6	6	4
MMS0305L-DIN-C	● 5		15.3	28.0	30.0	66.0	65.4	0.6	6	3

MMS

Objednáací kód	DP7020 Hloubka díry	DC	Rozměry (mm)							Typ
			LU	LCF	LH	OAL	LF	PL	DCON	
MMS0310S-DIN	□ 3	3.1	9.3	20.0	26.0	62.0	61.4	0.6	6	4
MMS0310S-DIN-C	● 3		9.3	20.0	26.0	62.0	61.4	0.6	6	3
MMS0310L-DIN	□ 5		15.5	28.0	30.0	66.0	65.4	0.6	6	4
MMS0310L-DIN-C	● 5		15.5	28.0	30.0	66.0	65.4	0.6	6	3
MMS0310X3DB	★ 3		9.3	22.0	24.0	70.6	70.0	0.6	6	3
MMS0310X5DB	★ 5		15.5	29.0	32.0	78.6	78.0	0.6	6	3
MMS0320S-DIN	□ 3	3.2	9.6	20.0	26.0	62.0	61.4	0.6	6	4
MMS0320S-DIN-C	● 3		9.6	20.0	26.0	62.0	61.4	0.6	6	3
MMS0320L-DIN	□ 5		16.0	28.0	30.0	66.0	65.4	0.6	6	4
MMS0320L-DIN-C	● 5		16.0	28.0	30.0	66.0	65.4	0.6	6	3
MMS0320X3DB	★ 3		9.6	22.0	24.0	70.6	70.0	0.6	6	3
MMS0320X5DB	★ 5		16.0	29.0	32.0	78.6	78.0	0.6	6	3
MMS0330S-DIN	□ 3	3.3	9.9	20.0	26.0	62.0	61.4	0.6	6	4
MMS0330S-DIN-C	● 3		9.9	20.0	26.0	62.0	61.4	0.6	6	3
MMS0330L-DIN	□ 5		16.5	28.0	30.0	66.0	65.4	0.6	6	4
MMS0330L-DIN-C	● 5		16.5	28.0	30.0	66.0	65.4	0.6	6	3
MMS0330X3DB	★ 3		9.9	22.0	24.0	70.6	70.0	0.6	6	3
MMS0330X5DB	★ 5		16.5	29.0	32.0	78.6	78.0	0.6	6	3
MMS0340S-DIN	□ 3	3.4	10.2	20.0	26.0	62.0	61.4	0.6	6	4
MMS0340S-DIN-C	● 3		10.2	20.0	26.0	62.0	61.4	0.6	6	3
MMS0340L-DIN	□ 5		17.0	28.0	30.0	66.0	65.4	0.6	6	4
MMS0340L-DIN-C	● 5		17.0	28.0	30.0	66.0	65.4	0.6	6	3
MMS0340X3DB	★ 3		10.2	22.0	24.0	70.6	70.0	0.6	6	3
MMS0340X5DB	★ 5		17.0	29.0	32.0	78.6	78.0	0.6	6	3
MMS0350S-DIN	□ 3	3.5	10.5	20.0	26.0	62.0	61.4	0.6	6	4
MMS0350S-DIN-C	● 3		10.5	20.0	26.0	62.0	61.4	0.6	6	3
MMS0350L-DIN	□ 5		17.5	28.0	30.0	66.0	65.4	0.6	6	4
MMS0350L-DIN-C	● 5		17.5	28.0	30.0	66.0	65.4	0.6	6	3
MMS0350X3DB	★ 3		10.5	22.0	24.0	70.6	70.0	0.6	6	3
MMS0350X5DB	★ 5		17.5	29.0	32.0	78.6	78.0	0.6	6	3
MMS0360S-DIN	□ 3	3.6	10.8	20.0	26.0	62.0	61.3	0.7	6	4
MMS0360S-DIN-C	● 3		10.8	20.0	26.0	62.0	61.3	0.7	6	3
MMS0360L-DIN	□ 5		18.0	28.0	30.0	66.0	65.3	0.7	6	4
MMS0360L-DIN-C	● 5		18.0	28.0	30.0	66.0	65.3	0.7	6	3
MMS0360X3DB	★ 3		10.8	23.0	24.0	70.7	70.0	0.7	6	3
MMS0360X5DB	★ 5		18.0	31.0	32.0	78.7	78.0	0.7	6	3
MMS0370S-DIN	□ 3	3.7	11.1	20.0	26.0	62.0	61.3	0.7	6	4
MMS0370S-DIN-C	● 3		11.1	20.0	26.0	62.0	61.3	0.7	6	3
MMS0370L-DIN	□ 5		18.5	28.0	30.0	66.0	65.3	0.7	6	4
MMS0370L-DIN-C	● 5		18.5	28.0	30.0	66.0	65.3	0.7	6	3
MMS0370X3DB	★ 3		11.1	23.0	24.0	70.7	70.0	0.7	6	3
MMS0370X5DB	★ 5		18.5	31.0	32.0	78.7	78.0	0.7	6	3
MMS0380S-DIN	□ 3	3.8	11.4	24.0	30.0	66.0	65.3	0.7	6	4
MMS0380S-DIN-C	● 3		11.4	24.0	30.0	66.0	65.3	0.7	6	3
MMS0380L-DIN	□ 5		19.0	36.0	38.0	74.0	73.3	0.7	6	4
MMS0380L-DIN-C	● 5		19.0	36.0	38.0	74.0	73.3	0.7	6	3
MMS0380X3DB	★ 3		11.4	23.0	24.0	70.7	70.0	0.7	6	3
MMS0380X5DB	★ 5		19.0	31.0	32.0	78.7	78.0	0.7	6	3

MMS

Objednáací kód	DP7020 Hloubka díry	DC	Rozměry (mm)							Typ
			LU	LCF	LH	OAL	LF	PL	DCON	
MMS0390S-DIN	□ 3	3.9	11.7	24.0	30.0	66.0	65.3	0.7	6	4
MMS0390S-DIN-C	● 3		11.7	24.0	30.0	66.0	65.3	0.7	6	3
MMS0390L-DIN	□ 5		19.5	36.0	38.0	74.0	73.3	0.7	6	4
MMS0390L-DIN-C	● 5		19.5	36.0	38.0	74.0	73.3	0.7	6	3
MMS0390X3DB	★ 3		11.7	23.0	24.0	70.7	70.0	0.7	6	3
MMS0390X5DB	★ 5		19.5	31.0	32.0	78.7	78.0	0.7	6	3
MMS0400S-DIN-C	● 3	4.0	12.0	24.0	30.0	66.0	65.3	0.7	6	3
MMS0400L-DIN-C	● 5		20.0	36.0	38.0	74.0	73.3	0.7	6	3
MMS0400X3DB	★ 3		12.0	23.0	24.0	70.7	70.0	0.7	6	3
MMS0400X5DB	★ 5		20.0	31.0	32.0	78.7	78.0	0.7	6	3
MMS0405S-DIN	□ 3	4.05	12.2	24.0	30.0	66.0	65.3	0.7	6	4
MMS0405S-DIN-C	● 3		12.2	24.0	30.0	66.0	65.3	0.7	6	3
MMS0405L-DIN	□ 5		20.3	36.0	38.0	74.0	73.3	0.7	6	4
MMS0405L-DIN-C	● 5		20.3	36.0	38.0	74.0	73.3	0.7	6	3
MMS0410S-DIN	□ 3	4.1	12.3	24.0	30.0	66.0	65.3	0.7	6	4
MMS0410S-DIN-C	● 3		12.3	24.0	30.0	66.0	65.3	0.7	6	3
MMS0410L-DIN	□ 5		20.5	36.0	38.0	74.0	73.3	0.7	6	4
MMS0410L-DIN-C	● 5		20.5	36.0	38.0	74.0	73.3	0.7	6	3
MMS0410X3DB	★ 3		12.3	25.0	27.0	73.7	73.0	0.7	6	3
MMS0410X5DB	★ 5		20.5	34.0	36.0	82.7	82.0	0.7	6	3
MMS0420S-DIN-C	● 3	4.2	12.6	24.0	30.0	66.0	65.2	0.8	6	3
MMS0420L-DIN-C	● 5		21.0	36.0	38.0	74.0	73.2	0.8	6	3
MMS0420X3DB	★ 3		12.6	25.0	27.0	73.8	73.0	0.8	6	3
MMS0420X5DB	★ 5		21.0	34.0	36.0	82.8	82.0	0.8	6	3
MMS0430S-DIN	□ 3	4.3	12.9	24.0	30.0	66.0	65.2	0.8	6	4
MMS0430S-DIN-C	● 3		12.9	24.0	30.0	66.0	65.2	0.8	6	3
MMS0430L-DIN	□ 5		21.5	36.0	38.0	74.0	73.2	0.8	6	4
MMS0430L-DIN-C	● 5		21.5	36.0	38.0	74.0	73.2	0.8	6	3
MMS0430X3DB	★ 3		12.9	25.0	27.0	73.8	73.0	0.8	6	3
MMS0430X5DB	★ 5		21.5	34.0	36.0	82.8	82.0	0.8	6	3
MMS0440S-DIN	□ 3	4.4	13.2	24.0	30.0	66.0	65.2	0.8	6	4
MMS0440S-DIN-C	□ 3		13.2	24.0	30.0	66.0	65.2	0.8	6	3
MMS0440L-DIN	□ 5		22.0	36.0	38.0	74.0	73.2	0.8	6	4
MMS0440L-DIN-C	□ 5		22.0	36.0	38.0	74.0	73.2	0.8	6	3
MMS0440X3DB	★ 3		13.2	25.0	27.0	73.8	73.0	0.8	6	3
MMS0440X5DB	★ 5		22.0	34.0	36.0	82.8	82.0	0.8	6	3
MMS0450S-DIN	□ 3	4.5	13.5	24.0	30.0	66.0	65.2	0.8	6	4
MMS0450S-DIN-C	● 3		13.5	24.0	30.0	66.0	65.2	0.8	6	3
MMS0450L-DIN	□ 5		22.5	36.0	38.0	74.0	73.2	0.8	6	4
MMS0450L-DIN-C	● 5		22.5	36.0	38.0	74.0	73.2	0.8	6	3
MMS0450X3DB	★ 3		13.5	25.0	27.0	73.8	73.0	0.8	6	3
MMS0450X5DB	★ 5		22.5	34.0	36.0	82.8	82.0	0.8	6	3
MMS0460S-DIN	□ 3	4.6	13.8	24.0	30.0	66.0	65.2	0.8	6	2
MMS0460S-DIN-C	● 3		13.8	24.0	30.0	66.0	65.2	0.8	6	1
MMS0460L-DIN	□ 5		23.0	36.0	38.0	74.0	73.2	0.8	6	2
MMS0460L-DIN-C	● 5		23.0	36.0	38.0	74.0	73.2	0.8	6	1
MMS0460X3DB	★ 3		13.8	26.0	29.0	75.8	75.0	0.8	6	1
MMS0460X5DB	★ 5		23.0	36.0	39.0	85.8	85.0	0.8	6	1
MMS0465S-DIN	□ 3	4.65	14.0	24.0	30.0	66.0	65.2	0.8	6	2
MMS0465S-DIN-C	● 3		14.0	24.0	30.0	66.0	65.2	0.8	6	1
MMS0465L-DIN	□ 5		23.3	36.0	38.0	74.0	73.2	0.8	6	2
MMS0465L-DIN-C	● 5		23.3	36.0	38.0	74.0	73.2	0.8	6	1

MMS

Objednáací kód	DP7020 Hloubka díry	DC	Rozměry (mm)							Typ
			LU	LCF	LH	OAL	LF	PL	DCON	
MMS0470S-DIN	□ 3	4.7	14.1	24.0	30.0	66.0	65.1	0.9	6	2
MMS0470S-DIN-C	□ 3		14.1	24.0	30.0	66.0	65.1	0.9	6	1
MMS0470L-DIN	□ 5		23.5	36.0	38.0	74.0	73.1	0.9	6	2
MMS0470L-DIN-C	□ 5		23.5	36.0	38.0	74.0	73.1	0.9	6	1
MMS0470X3DB	★ 3		14.1	26.0	29.0	75.9	75.0	0.9	6	1
MMS0470X5DB	★ 5		23.5	36.0	39.0	85.9	85.0	0.9	6	1
MMS0480S-DIN	□ 3	4.8	14.4	28.0	30.0	66.0	65.1	0.9	6	2
MMS0480S-DIN-C	● 3		14.4	28.0	30.0	66.0	65.1	0.9	6	1
MMS0480L-DIN	□ 5		24.0	44.0	46.0	82.0	81.1	0.9	6	2
MMS0480L-DIN-C	● 5		24.0	44.0	46.0	82.0	81.1	0.9	6	1
MMS0480X3DB	★ 3		14.4	26.0	29.0	75.9	75.0	0.9	6	1
MMS0480X5DB	★ 5		24.0	36.0	39.0	85.9	85.0	0.9	6	1
MMS0490S-DIN	□ 3	4.9	14.7	28.0	30.0	66.0	65.1	0.9	6	2
MMS0490S-DIN-C	□ 3		14.7	28.0	30.0	66.0	65.1	0.9	6	1
MMS0490L-DIN	□ 5		24.5	44.0	46.0	82.0	81.1	0.9	6	2
MMS0490L-DIN-C	□ 5		24.5	44.0	46.0	82.0	81.1	0.9	6	1
MMS0490X3DB	★ 3		14.7	26.0	29.0	75.9	75.0	0.9	6	1
MMS0490X5DB	★ 5		24.5	36.0	39.0	85.9	85.0	0.9	6	1
MMS0500S-DIN-C	● 3	5.0	15.0	28.0	30.0	66.0	65.1	0.9	6	1
MMS0500L-DIN-C	● 5		25.0	44.0	46.0	82.0	81.1	0.9	6	1
MMS0500X3DB	★ 3		15.0	26.0	29.0	75.9	75.0	0.9	6	1
MMS0500X5DB	★ 5		25.0	36.0	39.0	85.9	85.0	0.9	6	1
MMS0505S-DIN	□ 3	5.05	15.2	28.0	30.0	66.0	65.1	0.9	6	2
MMS0505S-DIN-C	● 3		15.2	28.0	30.0	66.0	65.1	0.9	6	1
MMS0505L-DIN	□ 5		25.3	44.0	46.0	82.0	81.1	0.9	6	2
MMS0505L-DIN-C	● 5		25.3	44.0	46.0	82.0	81.1	0.9	6	1
MMS0510S-DIN	□ 3	5.1	15.3	28.0	30.0	66.0	65.1	0.9	6	2
MMS0510S-DIN-C	● 3		15.3	28.0	30.0	66.0	65.1	0.9	6	1
MMS0510L-DIN	□ 5		25.5	44.0	46.0	82.0	81.1	0.9	6	2
MMS0510L-DIN-C	● 5		25.5	44.0	46.0	82.0	81.1	0.9	6	1
MMS0510X3DB	★ 3		15.3	29.0	31.0	81.9	81.0	0.9	6	1
MMS0510X5DB	★ 5		25.5	40.0	43.0	89.9	89.0	0.9	6	1
MMS0520S-DIN	□ 3	5.2	15.6	28.0	30.0	66.0	65.1	0.9	6	2
MMS0520S-DIN-C	● 3		15.6	28.0	30.0	66.0	65.1	0.9	6	1
MMS0520L-DIN	□ 5		26.0	44.0	46.0	82.0	81.1	0.9	6	2
MMS0520L-DIN-C	● 5		26.0	44.0	46.0	82.0	81.1	0.9	6	1
MMS0520X3DB	★ 3		15.6	29.0	31.0	81.9	81.0	0.9	6	1
MMS0520X5DB	★ 5		26.0	40.0	43.0	89.9	89.0	0.9	6	1
MMS0530S-DIN	□ 3	5.3	15.9	28.0	30.0	66.0	65.0	1.0	6	2
MMS0530S-DIN-C	□ 3		15.9	28.0	30.0	66.0	65.0	1.0	6	1
MMS0530L-DIN	□ 5		26.5	44.0	46.0	82.0	81.0	1.0	6	2
MMS0530L-DIN-C	□ 5		26.5	44.0	46.0	82.0	81.0	1.0	6	1
MMS0530X3DB	★ 3		15.9	29.0	31.0	82.0	81.0	1.0	6	1
MMS0530X5DB	★ 5		26.5	40.0	43.0	90.0	89.0	1.0	6	1
MMS0540S-DIN	□ 3	5.4	16.2	28.0	30.0	66.0	65.0	1.0	6	2
MMS0540S-DIN-C	□ 3		16.2	28.0	30.0	66.0	65.0	1.0	6	1
MMS0540L-DIN	□ 5		27.0	44.0	46.0	82.0	81.0	1.0	6	2
MMS0540L-DIN-C	□ 5		27.0	44.0	46.0	82.0	81.0	1.0	6	1
MMS0540X3DB	★ 3		16.2	29.0	31.0	82.0	81.0	1.0	6	1
MMS0540X5DB	★ 5		27.0	40.0	43.0	90.0	89.0	1.0	6	1

MMS

Objednáací kód	DP7020 Hloubka díry	DC	Rozměry (mm)							Typ
			LU	LCF	LH	OAL	LF	PL	DCON	
MMS0550S-DIN	□ 3	5.5	16.5	28.0	30.0	66.0	65.0	1.0	6	2
MMS0550S-DIN-C	● 3		16.5	28.0	30.0	66.0	65.0	1.0	6	1
MMS0550L-DIN	□ 5		27.5	44.0	46.0	82.0	81.0	1.0	6	2
MMS0550L-DIN-C	● 5		27.5	44.0	46.0	82.0	81.0	1.0	6	1
MMS0550X3DB	★ 3		16.5	29.0	31.0	82.0	81.0	1.0	6	1
MMS0550X5DB	★ 5		27.5	40.0	43.0	90.0	89.0	1.0	6	1
MMS0555S-DIN	□ 3	5.55	16.7	28.0	30.0	66.0	65.0	1.0	6	2
MMS0555S-DIN-C	● 3		16.7	28.0	30.0	66.0	65.0	1.0	6	1
MMS0555L-DIN-C	● 5		27.8	44.0	46.0	82.0	81.0	1.0	6	1
MMS0560S-DIN	□ 3	5.6	16.8	28.0	30.0	66.0	65.0	1.0	6	2
MMS0560S-DIN-C	● 3		16.8	28.0	30.0	66.0	65.0	1.0	6	1
MMS0560L-DIN	□ 5		28.0	44.0	46.0	82.0	81.0	1.0	6	2
MMS0560L-DIN-C	● 5		28.0	44.0	46.0	82.0	81.0	1.0	6	1
MMS0560X3DB	★ 3		16.8	31.0	31.0	82.0	81.0	1.0	6	1
MMS0560X5DB	★ 5		28.0	43.0	43.0	90.0	89.0	1.0	6	1
MMS0570S-DIN	□ 3	5.7	17.1	28.0	30.0	66.0	65.0	1.0	6	2
MMS0570S-DIN-C	● 3		17.1	28.0	30.0	66.0	65.0	1.0	6	1
MMS0570L-DIN	□ 5		28.5	44.0	46.0	82.0	81.0	1.0	6	2
MMS0570L-DIN-C	● 5		28.5	44.0	46.0	82.0	81.0	1.0	6	1
MMS0570X3DB	★ 3		17.1	31.0	31.0	82.0	81.0	1.0	6	1
MMS0570X5DB	★ 5		28.5	43.0	43.0	90.0	89.0	1.0	6	1
MMS0580S-DIN	□ 3	5.8	17.4	28.0	30.0	66.0	64.9	1.1	6	2
MMS0580S-DIN-C	● 3		17.4	28.0	30.0	66.0	64.9	1.1	6	1
MMS0580L-DIN	□ 5		29.0	44.0	46.0	82.0	80.9	1.1	6	2
MMS0580L-DIN-C	● 5		29.0	44.0	46.0	82.0	80.9	1.1	6	1
MMS0580X3DB	★ 3		17.4	31.0	31.0	82.1	81.0	1.1	6	1
MMS0580X5DB	★ 5		29.0	43.0	43.0	90.1	89.0	1.1	6	1
MMS0590S-DIN	□ 3	5.9	17.7	28.0	30.0	66.0	64.9	1.1	6	2
MMS0590S-DIN-C	□ 3		17.7	28.0	30.0	66.0	64.9	1.1	6	1
MMS0590L-DIN	□ 5		29.5	44.0	46.0	82.0	80.9	1.1	6	2
MMS0590L-DIN-C	□ 5		29.5	44.0	46.0	82.0	80.9	1.1	6	1
MMS0590X3DB	★ 3		17.7	31.0	31.0	82.1	81.0	1.1	6	1
MMS0590X5DB	★ 5		29.5	43.0	43.0	90.1	89.0	1.1	6	1
MMS0600S-DIN-C	● 3	6.0	18.0	28.0	30.0	66.0	64.9	1.1	6	1
MMS0600L-DIN-C	● 5		30.0	44.0	46.0	82.0	80.9	1.1	6	1
MMS0600X3DB	★ 3		18.0	31.0	31.0	82.1	81.0	1.1	6	1
MMS0600X5DB	★ 5		30.0	43.0	43.0	90.1	89.0	1.1	6	1
MMS0605S-DIN	□ 3	6.05	18.2	34.0	43.0	79.0	77.9	1.1	8	2
MMS0605S-DIN-C	● 3		18.2	34.0	43.0	79.0	77.9	1.1	8	1
MMS0605L-DIN	□ 5		30.3	53.0	55.0	91.0	89.9	1.1	8	2
MMS0605L-DIN-C	● 5		30.3	53.0	55.0	91.0	89.9	1.1	8	1
MMS0610S-DIN	□ 3	6.1	18.3	34.0	43.0	79.0	77.9	1.1	8	2
MMS0610S-DIN-C	● 3		18.3	34.0	43.0	79.0	77.9	1.1	8	1
MMS0610L-DIN	□ 5		30.5	53.0	55.0	91.0	89.9	1.1	8	2
MMS0610L-DIN-C	● 5		30.5	53.0	55.0	91.0	89.9	1.1	8	1
MMS0610X3DB	★ 3		18.3	34.0	36.0	87.1	86.0	1.1	8	1
MMS0610X5DB	★ 5		30.5	47.0	49.0	96.1	95.0	1.1	8	1
MMS0620S-DIN	□ 3	6.2	18.6	34.0	43.0	79.0	77.9	1.1	8	2
MMS0620S-DIN-C	● 3		18.6	34.0	43.0	79.0	77.9	1.1	8	1
MMS0620L-DIN	□ 5		31.0	53.0	55.0	91.0	89.9	1.1	8	2
MMS0620L-DIN-C	● 5		31.0	53.0	55.0	91.0	89.9	1.1	8	1
MMS0620X3DB	★ 3		18.6	34.0	36.0	87.1	86.0	1.1	8	1
MMS0620X5DB	★ 5		31.0	47.0	49.0	96.1	95.0	1.1	8	1

MMS

Objednáací kód	DP7020 Hloubka díry	DC	Rozměry (mm)							Typ	
			LU	LCF	LH	OAL	LF	PL	DCON		
MMS0630S-DIN	□ 3	6.3	18.9	34.0	43.0	79.0	77.9	1.1	8	2	
MMS0630S-DIN-C	□ 3		18.9	34.0	43.0	79.0	77.9	1.1	8	1	
MMS0630L-DIN	□ 5		31.5	53.0	55.0	91.0	89.9	1.1	8	2	
MMS0630L-DIN-C	□ 5		31.5	53.0	55.0	91.0	89.9	1.1	8	1	
MMS0630X3DB	★ 3		18.9	34.0	36.0	87.1	86.0	1.1	8	1	
MMS0630X5DB	★ 5		31.5	47.0	49.0	96.1	95.0	1.1	8	1	
MMS0640S-DIN	□ 3	6.4	19.2	34.0	43.0	79.0	77.8	1.2	8	2	
MMS0640S-DIN-C	□ 3		19.2	34.0	43.0	79.0	77.8	1.2	8	1	
MMS0640L-DIN	□ 5		32.0	53.0	55.0	91.0	89.8	1.2	8	2	
MMS0640L-DIN-C	□ 5		32.0	53.0	55.0	91.0	89.8	1.2	8	1	
MMS0640X3DB	★ 3		19.2	34.0	36.0	87.2	86.0	1.2	8	1	
MMS0640X5DB	★ 5		32.0	47.0	49.0	96.2	95.0	1.2	8	1	
MMS0650S-DIN	□ 3	6.5	19.5	34.0	43.0	79.0	77.8	1.2	8	2	
MMS0650S-DIN-C	● 3		19.5	34.0	43.0	79.0	77.8	1.2	8	1	
MMS0650L-DIN	□ 5		32.5	53.0	55.0	91.0	89.8	1.2	8	2	
MMS0650L-DIN-C	● 5		32.5	53.0	55.0	91.0	89.8	1.2	8	1	
MMS0650X3DB	★ 3		19.5	34.0	36.0	87.2	86.0	1.2	8	1	
MMS0650X5DB	★ 5		32.5	47.0	49.0	96.2	95.0	1.2	8	1	
MMS0660S-DIN	□ 3	6.6	19.8	34.0	43.0	79.0	77.8	1.2	8	2	
MMS0660S-DIN-C	● 3		19.8	34.0	43.0	79.0	77.8	1.2	8	1	
MMS0660L-DIN	□ 5		33.0	53.0	55.0	91.0	89.8	1.2	8	2	
MMS0660L-DIN-C	● 5		33.0	53.0	55.0	91.0	89.8	1.2	8	1	
MMS0660X3DB	★ 3		19.8	36.0	38.0	91.2	90.0	1.2	8	1	
MMS0660X5DB	★ 5		33.0	50.0	52.0	99.2	98.0	1.2	8	1	
MMS0670S-DIN	□ 3	6.7	20.1	34.0	43.0	79.0	77.8	1.2	8	2	
MMS0670S-DIN-C	□ 3		20.1	34.0	43.0	79.0	77.8	1.2	8	1	
MMS0670L-DIN	□ 5		33.5	53.0	55.0	91.0	89.8	1.2	8	2	
MMS0670L-DIN-C	□ 5		33.5	53.0	55.0	91.0	89.8	1.2	8	1	
MMS0670X3DB	★ 3		20.1	36.0	38.0	91.2	90.0	1.2	8	1	
MMS0670X5DB	★ 5		33.5	50.0	52.0	99.2	98.0	1.2	8	1	
MMS0680S-DIN-C	● 3	6.8	20.4	34.0	43.0	79.0	77.8	1.2	8	1	
MMS0680L-DIN-C	● 5		34.0	53.0	55.0	91.0	89.8	1.2	8	1	
MMS0680X3DB	★ 3		20.4	36.0	38.0	91.2	90.0	1.2	8	1	
MMS0680X5DB	★ 5		34.0	50.0	52.0	99.2	98.0	1.2	8	1	
MMS0690S-DIN	□ 3		6.9	20.7	34.0	43.0	79.0	77.7	1.3	8	2
MMS0690S-DIN-C	● 3			20.7	34.0	43.0	79.0	77.7	1.3	8	1
MMS0690L-DIN	□ 5	34.5		53.0	55.0	91.0	89.7	1.3	8	2	
MMS0690L-DIN-C	● 5	34.5		53.0	55.0	91.0	89.7	1.3	8	1	
MMS0690X3DB	★ 3	20.7		36.0	38.0	91.3	90.0	1.3	8	1	
MMS0690X5DB	★ 5	34.5		50.0	52.0	99.3	98.0	1.3	8	1	
MMS0700S-DIN-C	● 3	7.0	21.0	34.0	43.0	79.0	77.7	1.3	8	1	
MMS0700L-DIN-C	● 5		35.0	53.0	55.0	91.0	89.7	1.3	8	1	
MMS0700X3DB	★ 3		21.0	36.0	38.0	91.3	90.0	1.3	8	1	
MMS0700X5DB	★ 5		35.0	50.0	52.0	99.3	98.0	1.3	8	1	
MMS0710S-DIN	□ 3	7.1	21.3	41.0	43.0	79.0	77.7	1.3	8	2	
MMS0710S-DIN-C	□ 3		21.3	41.0	43.0	79.0	77.7	1.3	8	1	
MMS0710L-DIN	□ 5		35.5	53.0	55.0	91.0	89.7	1.3	8	2	
MMS0710L-DIN-C	□ 5		35.5	53.0	55.0	91.0	89.7	1.3	8	1	
MMS0710X3DB	★ 3		21.3	39.0	40.0	91.3	90.0	1.3	8	1	
MMS0710X5DB	★ 5		35.5	54.0	57.0	104.3	103.0	1.3	8	1	

MMS

Objednáací kód	DP7020 Hloubka díry	DC	Rozměry (mm)							Typ
			LU	LCF	LH	OAL	LF	PL	DCON	
MMS0720S-DIN	☐ 3	7.2	21.6	41.0	43.0	79.0	77.7	1.3	8	2
MMS0720S-DIN-C	☐ 3		21.6	41.0	43.0	79.0	77.7	1.3	8	1
MMS0720L-DIN	☐ 5		36.0	53.0	55.0	91.0	89.7	1.3	8	2
MMS0720L-DIN-C	☐ 5		36.0	53.0	55.0	91.0	89.7	1.3	8	1
MMS0720X3DB	★ 3		21.6	39.0	40.0	91.3	90.0	1.3	8	1
MMS0720X5DB	★ 5		36.0	54.0	57.0	104.3	103.0	1.3	8	1
MMS0730S-DIN	☐ 3	7.3	21.9	41.0	43.0	79.0	77.7	1.3	8	2
MMS0730S-DIN-C	● 3		21.9	41.0	43.0	79.0	77.7	1.3	8	1
MMS0730L-DIN	☐ 5		36.5	53.0	55.0	91.0	89.7	1.3	8	2
MMS0730L-DIN-C	● 5		36.5	53.0	55.0	91.0	89.7	1.3	8	1
MMS0730X3DB	★ 3		21.9	39.0	40.0	91.3	90.0	1.3	8	1
MMS0730X5DB	★ 5		36.5	54.0	57.0	104.3	103.0	1.3	8	1
MMS0740S-DIN	☐ 3	7.4	22.2	41.0	43.0	79.0	77.7	1.3	8	2
MMS0740S-DIN-C	● 3		22.2	41.0	43.0	79.0	77.7	1.3	8	1
MMS0740L-DIN	☐ 5		37.0	53.0	55.0	91.0	89.7	1.3	8	2
MMS0740L-DIN-C	● 5		37.0	53.0	55.0	91.0	89.7	1.3	8	1
MMS0740X3DB	★ 3		22.2	39.0	40.0	91.3	90.0	1.3	8	1
MMS0740X5DB	★ 5		37.0	54.0	57.0	104.3	103.0	1.3	8	1
MMS0750S-DIN	☐ 3	7.5	22.5	41.0	43.0	79.0	77.6	1.4	8	2
MMS0750S-DIN-C	● 3		22.5	41.0	43.0	79.0	77.6	1.4	8	1
MMS0750L-DIN	☐ 5		37.5	53.0	55.0	91.0	89.6	1.4	8	2
MMS0750L-DIN-C	● 5		37.5	53.0	55.0	91.0	89.6	1.4	8	1
MMS0750X3DB	★ 3		22.5	39.0	40.0	91.4	90.0	1.4	8	1
MMS0750X5DB	★ 5		37.5	54.0	57.0	104.4	103.0	1.4	8	1
MMS0760S-DIN	☐ 3	7.6	22.8	41.0	43.0	79.0	77.6	1.4	8	2
MMS0760S-DIN-C	☐ 3		22.8	41.0	43.0	79.0	77.6	1.4	8	1
MMS0760L-DIN	☐ 5		38.0	53.0	55.0	91.0	89.6	1.4	8	2
MMS0760L-DIN-C	☐ 5		38.0	53.0	55.0	91.0	89.6	1.4	8	1
MMS0760X3DB	★ 3		22.8	41.0	41.0	91.4	90.0	1.4	8	1
MMS0760X5DB	★ 5		38.0	57.0	57.0	104.4	103.0	1.4	8	1
MMS0770S-DIN	☐ 3	7.7	23.1	41.0	43.0	79.0	77.6	1.4	8	2
MMS0770S-DIN-C	☐ 3		23.1	41.0	43.0	79.0	77.6	1.4	8	1
MMS0770L-DIN	☐ 5		38.5	53.0	55.0	91.0	89.6	1.4	8	2
MMS0770L-DIN-C	☐ 5		38.5	53.0	55.0	91.0	89.6	1.4	8	1
MMS0770X3DB	★ 3		23.1	41.0	41.0	91.4	90.0	1.4	8	1
MMS0770X5DB	★ 5		38.5	57.0	57.0	104.4	103.0	1.4	8	1
MMS0780S-DIN	☐ 3	7.8	23.4	41.0	43.0	79.0	77.6	1.4	8	2
MMS0780S-DIN-C	● 3		23.4	41.0	43.0	79.0	77.6	1.4	8	1
MMS0780L-DIN	☐ 5		39.0	53.0	55.0	91.0	89.6	1.4	8	2
MMS0780L-DIN-C	● 5		39.0	53.0	55.0	91.0	89.6	1.4	8	1
MMS0780X3DB	★ 3		23.4	41.0	41.0	91.4	90.0	1.4	8	1
MMS0780X5DB	★ 5		39.0	57.0	57.0	104.4	103.0	1.4	8	1
MMS0790S-DIN	☐ 3	7.9	23.7	41.0	43.0	79.0	77.6	1.4	8	2
MMS0790S-DIN-C	☐ 3		23.7	41.0	43.0	79.0	77.6	1.4	8	1
MMS0790L-DIN	☐ 5		39.5	53.0	55.0	91.0	89.6	1.4	8	2
MMS0790L-DIN-C	☐ 5		39.5	53.0	55.0	91.0	89.6	1.4	8	1
MMS0790X3DB	★ 3		23.7	41.0	41.0	91.4	90.0	1.4	8	1
MMS0790X5DB	★ 5		39.5	57.0	57.0	104.4	103.0	1.4	8	1
MMS0800S-DIN-C	● 3	8.0	24.0	41.0	43.0	79.0	77.5	1.5	8	1
MMS0800L-DIN-C	● 5		40.0	53.0	55.0	91.0	89.5	1.5	8	1
MMS0800X3DB	★ 3		24.0	41.0	41.0	91.5	90.0	1.5	8	1
MMS0800X5DB	★ 5		40.0	57.0	57.0	104.5	103.0	1.5	8	1

MMS

Objednáací kód	DP7020 Hloubka díry	DC	Rozměry (mm)							Typ
			LU	LCF	LH	OAL	LF	PL	DCON	
MMS0805S-DIN	□ 3	8.05	24.2	46.0	48.0	88.0	86.5	1.5	10	2
MMS0805S-DIN-C	● 3		24.2	46.0	48.0	88.0	86.5	1.5	10	1
MMS0805L-DIN	□ 5		40.3	60.0	62.0	102.0	100.5	1.5	10	2
MMS0805L-DIN-C	● 5		40.3	60.0	62.0	102.0	100.5	1.5	10	1
MMS0810S-DIN	□ 3	8.1	24.3	46.0	48.0	88.0	86.5	1.5	10	2
MMS0810S-DIN-C	□ 3		24.3	46.0	48.0	88.0	86.5	1.5	10	1
MMS0810L-DIN	□ 5		40.5	60.0	62.0	102.0	100.5	1.5	10	2
MMS0810L-DIN-C	□ 5		40.5	60.0	62.0	102.0	100.5	1.5	10	1
MMS0810X3DB	★ 3	8.1	24.3	44.0	46.0	97.5	96.0	1.5	10	1
MMS0810X5DB	★ 5		40.5	61.0	63.0	114.5	113.0	1.5	10	1
MMS0820S-DIN	□ 3		24.6	46.0	48.0	88.0	86.5	1.5	10	2
MMS0820S-DIN-C	□ 3		24.6	46.0	48.0	88.0	86.5	1.5	10	1
MMS0820L-DIN	□ 5	8.2	41.0	60.0	62.0	102.0	100.5	1.5	10	2
MMS0820L-DIN-C	□ 5		41.0	60.0	62.0	102.0	100.5	1.5	10	1
MMS0820X3DB	★ 3		24.6	44.0	46.0	97.5	96.0	1.5	10	1
MMS0820X5DB	★ 5		41.0	61.0	63.0	114.5	113.0	1.5	10	1
MMS0830S-DIN	□ 3	8.3	24.9	46.0	48.0	88.0	86.5	1.5	10	2
MMS0830S-DIN-C	● 3		24.9	46.0	48.0	88.0	86.5	1.5	10	1
MMS0830L-DIN	□ 5		41.5	60.0	62.0	102.0	100.5	1.5	10	2
MMS0830L-DIN-C	● 5		41.5	60.0	62.0	102.0	100.5	1.5	10	1
MMS0830X3DB	★ 3		24.9	44.0	46.0	97.5	96.0	1.5	10	1
MMS0830X5DB	★ 5		41.5	61.0	63.0	114.5	113.0	1.5	10	1
MMS0840S-DIN	□ 3	8.4	25.2	46.0	48.0	88.0	86.5	1.5	10	2
MMS0840S-DIN-C	□ 3		25.2	46.0	48.0	88.0	86.5	1.5	10	1
MMS0840L-DIN	□ 5		42.0	60.0	62.0	102.0	100.5	1.5	10	2
MMS0840L-DIN-C	□ 5		42.0	60.0	62.0	102.0	100.5	1.5	10	1
MMS0840X3DB	★ 3		25.2	44.0	46.0	97.5	96.0	1.5	10	1
MMS0840X5DB	★ 5		42.0	61.0	63.0	114.5	113.0	1.5	10	1
MMS0850S-DIN-C	● 3	8.5	25.5	46.0	48.0	88.0	86.5	1.5	10	1
MMS0850L-DIN-C	● 5		42.5	60.0	62.0	102.0	100.5	1.5	10	1
MMS0850X3DB	★ 3		25.5	44.0	46.0	97.5	96.0	1.5	10	1
MMS0850X5DB	★ 5		42.5	61.0	63.0	114.5	113.0	1.5	10	1
MMS0860S-DIN	□ 3	8.6	25.8	46.0	48.0	88.0	86.4	1.6	10	2
MMS0860S-DIN-C	● 3		25.8	46.0	48.0	88.0	86.4	1.6	10	1
MMS0860L-DIN	□ 5		43.0	60.0	62.0	102.0	100.4	1.6	10	2
MMS0860L-DIN-C	● 5		43.0	60.0	62.0	102.0	100.4	1.6	10	1
MMS0860X3DB	★ 3		25.8	47.0	49.0	102.6	101.0	1.6	10	1
MMS0860X5DB	★ 5		43.0	65.0	67.0	117.6	116.0	1.6	10	1
MMS0870S-DIN	□ 3	8.7	26.1	46.0	48.0	88.0	86.4	1.6	10	2
MMS0870S-DIN-C	● 3		26.1	46.0	48.0	88.0	86.4	1.6	10	1
MMS0870L-DIN	□ 5		43.5	60.0	62.0	102.0	100.4	1.6	10	2
MMS0870L-DIN-C	● 5		43.5	60.0	62.0	102.0	100.4	1.6	10	1
MMS0870X3DB	★ 3		26.1	47.0	49.0	102.6	101.0	1.6	10	1
MMS0870X5DB	★ 5		43.5	65.0	67.0	117.6	116.0	1.6	10	1
MMS0880S-DIN	□ 3	8.8	26.4	46.0	48.0	88.0	86.4	1.6	10	2
MMS0880S-DIN-C	● 3		26.4	46.0	48.0	88.0	86.4	1.6	10	1
MMS0880L-DIN	□ 5		44.0	60.0	62.0	102.0	100.4	1.6	10	2
MMS0880L-DIN-C	● 5		44.0	60.0	62.0	102.0	100.4	1.6	10	1
MMS0880X3DB	★ 3		26.4	47.0	49.0	102.6	101.0	1.6	10	1
MMS0880X5DB	★ 5		44.0	65.0	67.0	117.6	116.0	1.6	10	1

MMS

Objednáací kód	DP7020 Hloubka díry	DC	Rozměry (mm)							Typ
			LU	LCF	LH	OAL	LF	PL	DCON	
MMS0890S-DIN	□ 3	8.9	26.7	46.0	48.0	88.0	86.4	1.6	10	2
MMS0890S-DIN-C	□ 3		26.7	46.0	48.0	88.0	86.4	1.6	10	1
MMS0890L-DIN	□ 5		44.5	60.0	62.0	102.0	100.4	1.6	10	2
MMS0890L-DIN-C	□ 5		44.5	60.0	62.0	102.0	100.4	1.6	10	1
MMS0890X3DB	★ 3		26.7	47.0	49.0	102.6	101.0	1.6	10	1
MMS0890X5DB	★ 5		44.5	65.0	67.0	117.6	116.0	1.6	10	1
MMS0900S-DIN	□ 3	9.0	27.0	46.0	48.0	88.0	86.4	1.6	10	2
MMS0900S-DIN-C	● 3		27.0	46.0	48.0	88.0	86.4	1.6	10	1
MMS0900L-DIN	□ 5		45.0	60.0	62.0	102.0	100.4	1.6	10	2
MMS0900L-DIN-C	● 5		45.0	60.0	62.0	102.0	100.4	1.6	10	1
MMS0900X3DB	★ 3		27.0	47.0	49.0	102.6	101.0	1.6	10	1
MMS0900X5DB	★ 5		45.0	65.0	67.0	117.6	116.0	1.6	10	1
MMS0910S-DIN	□ 3	9.1	27.3	47.0	49.0	89.0	87.3	1.7	10	2
MMS0910S-DIN-C	□ 3		27.3	47.0	49.0	89.0	87.3	1.7	10	1
MMS0910L-DIN	□ 5		45.5	62.0	63.0	103.0	101.3	1.7	10	2
MMS0910L-DIN-C	□ 5		45.5	62.0	63.0	103.0	101.3	1.7	10	1
MMS0910X3DB	★ 3		27.3	50.0	52.0	102.7	101.0	1.7	10	1
MMS0910X5DB	★ 5		45.5	69.0	72.0	122.7	121.0	1.7	10	1
MMS0920S-DIN	□ 3	9.2	27.6	47.0	49.0	89.0	87.3	1.7	10	2
MMS0920S-DIN-C	□ 3		27.6	47.0	49.0	89.0	87.3	1.7	10	1
MMS0920L-DIN	□ 5		46.0	62.0	63.0	103.0	101.3	1.7	10	2
MMS0920L-DIN-C	□ 5		46.0	62.0	63.0	103.0	101.3	1.7	10	1
MMS0920X3DB	★ 3		27.6	50.0	52.0	102.7	101.0	1.7	10	1
MMS0920X5DB	★ 5		46.0	69.0	72.0	122.7	121.0	1.7	10	1
MMS0930S-DIN	□ 3	9.3	27.9	47.0	49.0	89.0	87.3	1.7	10	2
MMS0930S-DIN-C	● 3		27.9	47.0	49.0	89.0	87.3	1.7	10	1
MMS0930L-DIN	□ 5		46.5	62.0	63.0	103.0	101.3	1.7	10	2
MMS0930L-DIN-C	● 5		46.5	62.0	63.0	103.0	101.3	1.7	10	1
MMS0930X3DB	★ 3		27.9	50.0	52.0	102.7	101.0	1.7	10	1
MMS0930X5DB	★ 5		46.5	69.0	72.0	122.7	121.0	1.7	10	1
MMS0940S-DIN	□ 3	9.4	28.2	47.0	49.0	89.0	87.3	1.7	10	2
MMS0940S-DIN-C	□ 3		28.2	47.0	49.0	89.0	87.3	1.7	10	1
MMS0940L-DIN	□ 5		47.0	62.0	63.0	103.0	101.3	1.7	10	2
MMS0940L-DIN-C	□ 5		47.0	62.0	63.0	103.0	101.3	1.7	10	1
MMS0940X3DB	★ 3		28.2	50.0	52.0	102.7	101.0	1.7	10	1
MMS0940X5DB	★ 5		47.0	69.0	72.0	122.7	121.0	1.7	10	1
MMS0950S-DIN	□ 3	9.5	28.5	47.0	49.0	89.0	87.3	1.7	10	2
MMS0950S-DIN-C	● 3		28.5	47.0	49.0	89.0	87.3	1.7	10	1
MMS0950L-DIN	□ 5		47.5	62.0	63.0	103.0	101.3	1.7	10	2
MMS0950L-DIN-C	● 5		47.5	62.0	63.0	103.0	101.3	1.7	10	1
MMS0950X3DB	★ 3		28.5	50.0	52.0	102.7	101.0	1.7	10	1
MMS0950X5DB	★ 5		47.5	69.0	72.0	122.7	121.0	1.7	10	1
MMS0960S-DIN	□ 3	9.6	28.8	47.0	49.0	89.0	87.3	1.7	10	2
MMS0960S-DIN-C	□ 3		28.8	47.0	49.0	89.0	87.3	1.7	10	1
MMS0960L-DIN	□ 5		48.0	62.0	63.0	103.0	101.3	1.7	10	2
MMS0960L-DIN-C	□ 5		48.0	62.0	63.0	103.0	101.3	1.7	10	1
MMS0960X3DB	★ 3		28.8	52.0	52.0	102.7	101.0	1.7	10	1
MMS0960X5DB	★ 5		48.0	72.0	72.0	122.7	121.0	1.7	10	1

MMS

Objednáací kód	DP7020 Hloubka díry	DC	Rozměry (mm)							Typ
			LU	LCF	LH	OAL	LF	PL	DCON	
MMS0970S-DIN	□ 3	9.7	29.1	47.0	49.0	89.0	87.2	1.8	10	2
MMS0970S-DIN-C	□ 3		29.1	47.0	49.0	89.0	87.2	1.8	10	1
MMS0970L-DIN	□ 5		48.5	62.0	63.0	103.0	101.2	1.8	10	2
MMS0970L-DIN-C	□ 5		48.5	62.0	63.0	103.0	101.2	1.8	10	1
MMS0970X3DB	★ 3		29.1	52.0	52.0	102.8	101.0	1.8	10	1
MMS0970X5DB	★ 5		48.5	72.0	72.0	122.8	121.0	1.8	10	1
MMS0980S-DIN	□ 3	9.8	29.4	47.0	49.0	89.0	87.2	1.8	10	2
MMS0980S-DIN-C	● 3		29.4	47.0	49.0	89.0	87.2	1.8	10	1
MMS0980L-DIN	□ 5		49.0	62.0	63.0	103.0	101.2	1.8	10	2
MMS0980L-DIN-C	● 5		49.0	62.0	63.0	103.0	101.2	1.8	10	1
MMS0980X3DB	★ 3		29.4	52.0	52.0	102.8	101.0	1.8	10	1
MMS0980X5DB	★ 5		49.0	72.0	72.0	122.8	121.0	1.8	10	1
MMS0990S-DIN	□ 3	9.9	29.7	47.0	49.0	89.0	87.2	1.8	10	2
MMS0990S-DIN-C	□ 3		29.7	47.0	49.0	89.0	87.2	1.8	10	1
MMS0990L-DIN	□ 5		49.5	62.0	63.0	103.0	101.2	1.8	10	2
MMS0990L-DIN-C	□ 5		49.5	62.0	63.0	103.0	101.2	1.8	10	1
MMS0990X3DB	★ 3		29.7	52.0	52.0	102.8	101.0	1.8	10	1
MMS0990X5DB	★ 5		49.5	72.0	72.0	122.8	121.0	1.8	10	1
MMS1000S-DIN-C	● 3	10.0	30.0	47.0	49.0	89.0	87.2	1.8	10	1
MMS1000L-DIN-C	● 5		50.0	62.0	63.0	103.0	101.2	1.8	10	1
MMS1000X3DB	★ 3		30.0	52.0	52.0	102.8	101.0	1.8	10	1
MMS1000X5DB	★ 5		50.0	72.0	72.0	122.8	121.0	1.8	10	1
MMS1005S-DIN	□ 3	10.05	30.2	55.0	57.0	102.0	100.2	1.8	12	2
MMS1005S-DIN-C	● 3		30.2	55.0	57.0	102.0	100.2	1.8	12	1
MMS1005L-DIN	□ 5		50.3	71.0	73.0	118.0	116.2	1.8	12	2
MMS1005L-DIN-C	● 5		50.3	71.0	73.0	118.0	116.2	1.8	12	1
MMS1010S-DIN	□ 3	10.1	30.3	55.0	57.0	102.0	100.2	1.8	12	2
MMS1010S-DIN-C	□ 3		30.3	55.0	57.0	102.0	100.2	1.8	12	1
MMS1010L-DIN	□ 5		50.5	71.0	73.0	118.0	116.2	1.8	12	2
MMS1010L-DIN-C	□ 5		50.5	71.0	73.0	118.0	116.2	1.8	12	1
MMS1010X3DB	★ 3		30.3	55.0	57.0	112.8	111.0	1.8	12	1
MMS1010X5DB	★ 5		50.5	76.0	80.0	135.8	134.0	1.8	12	1
MMS1020S-DIN	□ 3	10.2	30.6	55.0	57.0	102.0	100.1	1.9	12	2
MMS1020S-DIN-C	● 3		30.6	55.0	57.0	102.0	100.1	1.9	12	1
MMS1020L-DIN	□ 5		51.0	71.0	73.0	118.0	116.1	1.9	12	2
MMS1020L-DIN-C	● 5		51.0	71.0	73.0	118.0	116.1	1.9	12	1
MMS1020X3DB	★ 3		30.6	55.0	57.0	112.9	111.0	1.9	12	1
MMS1020X5DB	★ 5		51.0	76.0	80.0	135.9	134.0	1.9	12	1
MMS1030S-DIN	□ 3	10.3	30.9	55.0	57.0	102.0	100.1	1.9	12	2
MMS1030S-DIN-C	● 3		30.9	55.0	57.0	102.0	100.1	1.9	12	1
MMS1030L-DIN	□ 5		51.5	71.0	73.0	118.0	116.1	1.9	12	2
MMS1030L-DIN-C	● 5		51.5	71.0	73.0	118.0	116.1	1.9	12	1
MMS1030X3DB	★ 3		30.9	55.0	57.0	112.9	111.0	1.9	12	1
MMS1030X5DB	★ 5		51.5	76.0	80.0	135.9	134.0	1.9	12	1
MMS1040S-DIN	□ 3	10.4	31.2	55.0	57.0	102.0	100.1	1.9	12	2
MMS1040S-DIN-C	● 3		31.2	55.0	57.0	102.0	100.1	1.9	12	1
MMS1040L-DIN	□ 5		52.0	71.0	73.0	118.0	116.1	1.9	12	2
MMS1040L-DIN-C	● 5		52.0	71.0	73.0	118.0	116.1	1.9	12	1
MMS1040X3DB	★ 3		31.2	55.0	57.0	112.9	111.0	1.9	12	1
MMS1040X5DB	★ 5		52.0	76.0	80.0	135.9	134.0	1.9	12	1

MMS

Objednáací kód	DP7020 Hloubka díry	DC	Rozměry (mm)							Typ
			LU	LCF	LH	OAL	LF	PL	DCON	
MMS1050S-DIN	□ 3	10.5	31.5	55.0	57.0	102.0	100.1	1.9	12	2
MMS1050S-DIN-C	● 3		31.5	55.0	57.0	102.0	100.1	1.9	12	1
MMS1050L-DIN	□ 5		52.5	71.0	73.0	118.0	116.1	1.9	12	2
MMS1050L-DIN-C	● 5		52.5	71.0	73.0	118.0	116.1	1.9	12	1
MMS1050X3DB	★ 3		31.5	55.0	57.0	112.9	111.0	1.9	12	1
MMS1050X5DB	★ 5		52.5	76.0	80.0	135.9	134.0	1.9	12	1
MMS1060S-DIN	□ 3	10.6	31.8	55.0	57.0	102.0	100.1	1.9	12	2
MMS1060S-DIN-C	□ 3		31.8	55.0	57.0	102.0	100.1	1.9	12	1
MMS1060L-DIN	□ 5		53.0	71.0	73.0	118.0	116.1	1.9	12	2
MMS1060L-DIN-C	□ 5		53.0	71.0	73.0	118.0	116.1	1.9	12	1
MMS1060X3DB	★ 3		31.8	57.0	58.0	117.9	116.0	1.9	12	1
MMS1060X5DB	★ 5		53.0	79.0	80.0	135.9	134.0	1.9	12	1
MMS1070S-DIN	□ 3	10.7	32.1	55.0	57.0	102.0	100.1	1.9	12	2
MMS1070S-DIN-C	● 3		32.1	55.0	57.0	102.0	100.1	1.9	12	1
MMS1070L-DIN	□ 5		53.5	71.0	73.0	118.0	116.1	1.9	12	2
MMS1070L-DIN-C	● 5		53.5	71.0	73.0	118.0	116.1	1.9	12	1
MMS1070X3DB	★ 3		32.1	57.0	58.0	117.9	116.0	1.9	12	1
MMS1070X5DB	★ 5		53.5	79.0	80.0	135.9	134.0	1.9	12	1
MMS1080S-DIN	□ 3	10.8	32.4	55.0	57.0	102.0	100.0	2.0	12	2
MMS1080S-DIN-C	● 3		32.4	55.0	57.0	102.0	100.0	2.0	12	1
MMS1080L-DIN	□ 5		54.0	71.0	73.0	118.0	116.0	2.0	12	2
MMS1080L-DIN-C	● 5		54.0	71.0	73.0	118.0	116.0	2.0	12	1
MMS1080X3DB	★ 3		32.4	57.0	58.0	118.0	116.0	2.0	12	1
MMS1080X5DB	★ 5		54.0	79.0	80.0	136.0	134.0	2.0	12	1
MMS1090S-DIN	□ 3	10.9	32.7	55.0	57.0	102.0	100.0	2.0	12	2
MMS1090S-DIN-C	□ 3		32.7	55.0	57.0	102.0	100.0	2.0	12	1
MMS1090L-DIN	□ 5		54.5	71.0	73.0	118.0	116.0	2.0	12	2
MMS1090L-DIN-C	□ 5		54.5	71.0	73.0	118.0	116.0	2.0	12	1
MMS1090X3DB	★ 3		32.7	57.0	58.0	118.0	116.0	2.0	12	1
MMS1090X5DB	★ 5		54.5	79.0	80.0	136.0	134.0	2.0	12	1
MMS1100S-DIN	□ 3	11.0	33.0	55.0	57.0	102.0	100.0	2.0	12	2
MMS1100S-DIN-C	● 3		33.0	55.0	57.0	102.0	100.0	2.0	12	1
MMS1100L-DIN	□ 5		55.0	71.0	73.0	118.0	116.0	2.0	12	2
MMS1100L-DIN-C	● 5		55.0	71.0	73.0	118.0	116.0	2.0	12	1
MMS1100X3DB	★ 3		33.0	57.0	58.0	118.0	116.0	2.0	12	1
MMS1100X5DB	★ 5		55.0	79.0	80.0	136.0	134.0	2.0	12	1
MMS1110S-DIN	□ 3	11.1	33.3	55.0	57.0	102.0	100.0	2.0	12	2
MMS1110S-DIN-C	□ 3		33.3	55.0	57.0	102.0	100.0	2.0	12	1
MMS1110L-DIN	□ 5		55.5	71.0	73.0	118.0	116.0	2.0	12	2
MMS1110L-DIN-C	□ 5		55.5	71.0	73.0	118.0	116.0	2.0	12	1
MMS1110X3DB	★ 3		33.3	60.0	62.0	118.0	116.0	2.0	12	1
MMS1110X5DB	★ 5		55.5	83.0	86.0	142.0	140.0	2.0	12	1
MMS1120S-DIN	□ 3	11.2	33.6	55.0	57.0	102.0	100.0	2.0	12	2
MMS1120S-DIN-C	● 3		33.6	55.0	57.0	102.0	100.0	2.0	12	1
MMS1120L-DIN	□ 5		56.0	71.0	73.0	118.0	116.0	2.0	12	2
MMS1120L-DIN-C	● 5		56.0	71.0	73.0	118.0	116.0	2.0	12	1
MMS1120X3DB	★ 3		33.6	60.0	62.0	118.0	116.0	2.0	12	1
MMS1120X5DB	★ 5		56.0	83.0	86.0	142.0	140.0	2.0	12	1

MMS

Objednáací kód	DP7020 Hloubka díry	DC	Rozměry (mm)							Typ
			LU	LCF	LH	OAL	LF	PL	DCON	
MMS1130S-DIN	□ 3	11.3	33.9	55.0	57.0	102.0	99.9	2.1	12	2
MMS1130S-DIN-C	□ 3		33.9	55.0	57.0	102.0	99.9	2.1	12	1
MMS1130L-DIN	□ 5		56.5	71.0	73.0	118.0	115.9	2.1	12	2
MMS1130L-DIN-C	□ 5		56.5	71.0	73.0	118.0	115.9	2.1	12	1
MMS1130X3DB	★ 3		33.9	60.0	62.0	118.1	116.0	2.1	12	1
MMS1130X5DB	★ 5		56.5	83.0	86.0	142.1	140.0	2.1	12	1
MMS1140S-DIN	□ 3	11.4	34.2	55.0	57.0	102.0	99.9	2.1	12	2
MMS1140S-DIN-C	● 3		34.2	55.0	57.0	102.0	99.9	2.1	12	1
MMS1140L-DIN	□ 5		57.0	71.0	73.0	118.0	115.9	2.1	12	2
MMS1140L-DIN-C	● 5		57.0	71.0	73.0	118.0	115.9	2.1	12	1
MMS1140X3DB	★ 3		34.2	60.0	62.0	118.1	116.0	2.1	12	1
MMS1140X5DB	★ 5		57.0	83.0	86.0	142.1	140.0	2.1	12	1
MMS1150S-DIN	□ 3	11.5	34.5	55.0	57.0	102.0	99.9	2.1	12	2
MMS1150S-DIN-C	● 3		34.5	55.0	57.0	102.0	99.9	2.1	12	1
MMS1150L-DIN	□ 5		57.5	71.0	73.0	118.0	115.9	2.1	12	2
MMS1150L-DIN-C	● 5		57.5	71.0	73.0	118.0	115.9	2.1	12	1
MMS1150X3DB	★ 3		34.5	60.0	62.0	118.1	116.0	2.1	12	1
MMS1150X5DB	★ 5		57.5	83.0	86.0	142.1	140.0	2.1	12	1
MMS1160S-DIN	□ 3	11.6	34.8	55.0	57.0	102.0	99.9	2.1	12	2
MMS1160S-DIN-C	□ 3		34.8	55.0	57.0	102.0	99.9	2.1	12	1
MMS1160L-DIN	□ 5		58.0	71.0	73.0	118.0	115.9	2.1	12	2
MMS1160L-DIN-C	□ 5		58.0	71.0	73.0	118.0	115.9	2.1	12	1
MMS1160X3DB	★ 3		34.8	62.0	62.0	118.1	116.0	2.1	12	1
MMS1160X5DB	★ 5		58.0	86.0	86.0	142.1	140.0	2.1	12	1
MMS1170S-DIN	□ 3	11.7	35.1	55.0	57.0	102.0	99.9	2.1	12	2
MMS1170S-DIN-C	● 3		35.1	55.0	57.0	102.0	99.9	2.1	12	1
MMS1170L-DIN	□ 5		58.5	71.0	73.0	118.0	115.9	2.1	12	2
MMS1170L-DIN-C	● 5		58.5	71.0	73.0	118.0	115.9	2.1	12	1
MMS1170X3DB	★ 3		35.1	62.0	62.0	118.1	116.0	2.1	12	1
MMS1170X5DB	★ 5		58.5	86.0	86.0	142.1	140.0	2.1	12	1
MMS1180S-DIN	□ 3	11.8	35.4	55.0	57.0	102.0	99.9	2.1	12	2
MMS1180S-DIN-C	● 3		35.4	55.0	57.0	102.0	99.9	2.1	12	1
MMS1180L-DIN	□ 5		59.0	71.0	73.0	118.0	115.9	2.1	12	2
MMS1180L-DIN-C	● 5		59.0	71.0	73.0	118.0	115.9	2.1	12	1
MMS1180X3DB	★ 3		35.4	62.0	62.0	118.1	116.0	2.1	12	1
MMS1180X5DB	★ 5		59.0	86.0	86.0	142.1	140.0	2.1	12	1
MMS1190S-DIN	□ 3	11.9	35.7	55.0	57.0	102.0	99.8	2.2	12	2
MMS1190S-DIN-C	□ 3		35.7	55.0	57.0	102.0	99.8	2.2	12	1
MMS1190L-DIN	□ 5		59.5	71.0	73.0	118.0	115.8	2.2	12	2
MMS1190L-DIN-C	□ 5		59.5	71.0	73.0	118.0	115.8	2.2	12	1
MMS1190X3DB	★ 3		35.7	62.0	62.0	118.2	116.0	2.2	12	1
MMS1190X5DB	★ 5		59.5	86.0	86.0	142.2	140.0	2.2	12	1
MMS1200S-DIN-C	● 3	12.0	36.0	55.0	57.0	102.0	99.8	2.2	12	1
MMS1200L-DIN-C	● 5		60.0	71.0	73.0	118.0	115.8	2.2	12	1
MMS1200X3DB	★ 3		36.0	62.0	62.0	118.2	116.0	2.2	12	1
MMS1200X5DB	★ 5		60.0	86.0	86.0	142.2	140.0	2.2	12	1
MMS1205S-DIN	□ 3	12.05	36.2	60.0	62.0	107.0	104.8	2.2	14	2
MMS1205S-DIN-C	● 3		36.2	60.0	62.0	107.0	104.8	2.2	14	1
MMS1205L-DIN	□ 5		60.3	77.0	79.0	124.0	121.8	2.2	14	2
MMS1205L-DIN-C	● 5		60.3	77.0	79.0	124.0	121.8	2.2	14	1

MMS

Objednáací kód	DP7020 Hloubka díry	DC	Rozměry (mm)							Typ
			LU	LCF	LH	OAL	LF	PL	DCON	
MMS1210S-DIN	□ 3	12.1	36.3	60.0	62.0	107.0	104.8	2.2	14	2
MMS1210S-DIN-C	□ 3		36.3	60.0	62.0	107.0	104.8	2.2	14	1
MMS1210L-DIN	□ 5		60.5	77.0	79.0	124.0	121.8	2.2	14	2
MMS1210L-DIN-C	□ 5		60.5	77.0	79.0	124.0	121.8	2.2	14	1
MMS1210X3DB	★ 3		36.3	65.0	68.0	124.2	122.0	2.2	14	1
MMS1210X5DB	★ 5		60.5	90.0	94.0	150.2	148.0	2.2	14	1
MMS1220S-DIN	□ 3	12.2	36.6	60.0	62.0	107.0	104.8	2.2	14	2
MMS1220S-DIN-C	□ 3		36.6	60.0	62.0	107.0	104.8	2.2	14	1
MMS1220L-DIN	□ 5		61.0	77.0	79.0	124.0	121.8	2.2	14	2
MMS1220L-DIN-C	□ 5		61.0	77.0	79.0	124.0	121.8	2.2	14	1
MMS1220X3DB	★ 3		36.6	65.0	68.0	124.2	122.0	2.2	14	1
MMS1220X5DB	★ 5		61.0	90.0	94.0	150.2	148.0	2.2	14	1
MMS1230S-DIN	□ 3	12.3	36.9	60.0	62.0	107.0	104.8	2.2	14	2
MMS1230S-DIN-C	□ 3		36.9	60.0	62.0	107.0	104.8	2.2	14	1
MMS1230L-DIN	□ 5		61.5	77.0	79.0	124.0	121.8	2.2	14	2
MMS1230L-DIN-C	□ 5		61.5	77.0	79.0	124.0	121.8	2.2	14	1
MMS1230X3DB	★ 3		36.9	65.0	68.0	124.2	122.0	2.2	14	1
MMS1230X5DB	★ 5		61.5	90.0	94.0	150.2	148.0	2.2	14	1
MMS1240S-DIN	□ 3	12.4	37.2	60.0	62.0	107.0	104.7	2.3	14	2
MMS1240S-DIN-C	□ 3		37.2	60.0	62.0	107.0	104.7	2.3	14	1
MMS1240L-DIN	□ 5		62.0	77.0	79.0	124.0	121.7	2.3	14	2
MMS1240L-DIN-C	□ 5		62.0	77.0	79.0	124.0	121.7	2.3	14	1
MMS1240X3DB	★ 3		37.2	65.0	68.0	124.3	122.0	2.3	14	1
MMS1240X5DB	★ 5		62.0	90.0	94.0	150.3	148.0	2.3	14	1
MMS1250S-DIN	□ 3	12.5	37.5	60.0	62.0	107.0	104.7	2.3	14	2
MMS1250S-DIN-C	● 3		37.5	60.0	62.0	107.0	104.7	2.3	14	1
MMS1250L-DIN	□ 5		62.5	77.0	79.0	124.0	121.7	2.3	14	2
MMS1250L-DIN-C	● 5		62.5	77.0	79.0	124.0	121.7	2.3	14	1
MMS1250X3DB	★ 3		37.5	65.0	68.0	124.3	122.0	2.3	14	1
MMS1250X5DB	★ 5		62.5	90.0	94.0	150.3	148.0	2.3	14	1
MMS1260S-DIN	□ 3	12.6	37.8	60.0	62.0	107.0	104.7	2.3	14	2
MMS1260S-DIN-C	● 3		37.8	60.0	62.0	107.0	104.7	2.3	14	1
MMS1260L-DIN	□ 5		63.0	77.0	79.0	124.0	121.7	2.3	14	2
MMS1260L-DIN-C	● 5		63.0	77.0	79.0	124.0	121.7	2.3	14	1
MMS1260X3DB	★ 3		37.8	67.0	68.0	124.3	122.0	2.3	14	1
MMS1260X5DB	★ 5		63.0	93.0	94.0	150.3	148.0	2.3	14	1
MMS1270S-DIN	□ 3	12.7	38.1	60.0	62.0	107.0	104.7	2.3	14	2
MMS1270S-DIN-C	● 3		38.1	60.0	62.0	107.0	104.7	2.3	14	1
MMS1270L-DIN	□ 5		63.5	77.0	79.0	124.0	121.7	2.3	14	2
MMS1270L-DIN-C	● 5		63.5	77.0	79.0	124.0	121.7	2.3	14	1
MMS1270X3DB	★ 3		38.1	67.0	68.0	124.3	122.0	2.3	14	1
MMS1270X5DB	★ 5		63.5	93.0	94.0	150.3	148.0	2.3	14	1
MMS1280S-DIN	□ 3	12.8	38.4	60.0	62.0	107.0	104.7	2.3	14	2
MMS1280S-DIN-C	□ 3		38.4	60.0	62.0	107.0	104.7	2.3	14	1
MMS1280L-DIN	□ 5		64.0	77.0	79.0	124.0	121.7	2.3	14	2
MMS1280L-DIN-C	□ 5		64.0	77.0	79.0	124.0	121.7	2.3	14	1
MMS1280X3DB	★ 3		38.4	67.0	68.0	124.3	122.0	2.3	14	1
MMS1280X5DB	★ 5		64.0	93.0	94.0	150.3	148.0	2.3	14	1

MMS

Objednáací kód	DP7020 Hloubka díry	DC	Rozměry (mm)							Typ
			LU	LCF	LH	OAL	LF	PL	DCON	
MMS1290S-DIN	□ 3	12.9	38.7	60.0	62.0	107.0	104.7	2.3	14	2
MMS1290S-DIN-C	□ 3		38.7	60.0	62.0	107.0	104.7	2.3	14	1
MMS1290L-DIN	□ 5		64.5	77.0	79.0	124.0	121.7	2.3	14	2
MMS1290L-DIN-C	□ 5		64.5	77.0	79.0	124.0	121.7	2.3	14	1
MMS1290X3DB	★ 3		38.7	67.0	68.0	124.3	122.0	2.3	14	1
MMS1290X5DB	★ 5		64.5	93.0	94.0	150.3	148.0	2.3	14	1
MMS1300S-DIN	□ 3	13.0	39.0	60.0	62.0	107.0	104.6	2.4	14	2
MMS1300S-DIN-C	● 3		39.0	60.0	62.0	107.0	104.6	2.4	14	1
MMS1300L-DIN	□ 5		65.0	77.0	79.0	124.0	121.6	2.4	14	2
MMS1300L-DIN-C	● 5		65.0	77.0	79.0	124.0	121.6	2.4	14	1
MMS1300X3DB	★ 3		39.0	67.0	68.0	124.4	122.0	2.4	14	1
MMS1300X5DB	★ 5		65.0	93.0	94.0	150.4	148.0	2.4	14	1
MMS1310S-DIN	□ 3	13.1	39.3	60.0	62.0	107.0	104.6	2.4	14	2
MMS1310S-DIN-C	□ 3		39.3	60.0	62.0	107.0	104.6	2.4	14	1
MMS1310L-DIN	□ 5		65.5	77.0	79.0	124.0	121.6	2.4	14	2
MMS1310L-DIN-C	□ 5		65.5	77.0	79.0	124.0	121.6	2.4	14	1
MMS1310X3DB	★ 3		39.3	70.0	72.0	128.4	126.0	2.4	14	1
MMS1310X5DB	★ 5		65.5	97.0	100.0	156.4	154.0	2.4	14	1
MMS1320S-DIN	□ 3	13.2	39.6	60.0	62.0	107.0	104.6	2.4	14	2
MMS1320S-DIN-C	□ 3		39.6	60.0	62.0	107.0	104.6	2.4	14	1
MMS1320L-DIN	□ 5		66.0	77.0	79.0	124.0	121.6	2.4	14	2
MMS1320L-DIN-C	□ 5		66.0	77.0	79.0	124.0	121.6	2.4	14	1
MMS1320X3DB	★ 3		39.6	70.0	72.0	128.4	126.0	2.4	14	1
MMS1320X5DB	★ 5		66.0	97.0	100.0	156.4	154.0	2.4	14	1
MMS1330S-DIN	□ 3	13.3	39.9	60.0	62.0	107.0	104.6	2.4	14	2
MMS1330S-DIN-C	□ 3		39.9	60.0	62.0	107.0	104.6	2.4	14	1
MMS1330L-DIN	□ 5		66.5	77.0	79.0	124.0	121.6	2.4	14	2
MMS1330L-DIN-C	□ 5		66.5	77.0	79.0	124.0	121.6	2.4	14	1
MMS1330X3DB	★ 3		39.9	70.0	72.0	128.4	126.0	2.4	14	1
MMS1330X5DB	★ 5		66.5	97.0	100.0	156.4	154.0	2.4	14	1
MMS1340S-DIN	□ 3	13.4	40.2	60.0	62.0	107.0	104.6	2.4	14	2
MMS1340S-DIN-C	□ 3		40.2	60.0	62.0	107.0	104.6	2.4	14	1
MMS1340L-DIN	□ 5		67.0	77.0	79.0	124.0	121.6	2.4	14	2
MMS1340L-DIN-C	□ 5		67.0	77.0	79.0	124.0	121.6	2.4	14	1
MMS1340X3DB	★ 3		40.2	70.0	72.0	128.4	126.0	2.4	14	1
MMS1340X5DB	★ 5		67.0	97.0	100.0	156.4	154.0	2.4	14	1
MMS1350S-DIN	□ 3	13.5	40.5	60.0	62.0	107.0	104.5	2.5	14	2
MMS1350S-DIN-C	● 3		40.5	60.0	62.0	107.0	104.5	2.5	14	1
MMS1350L-DIN	□ 5		67.5	77.0	79.0	124.0	121.5	2.5	14	2
MMS1350L-DIN-C	● 5		67.5	77.0	79.0	124.0	121.5	2.5	14	1
MMS1350X3DB	★ 3		40.5	70.0	72.0	128.5	126.0	2.5	14	1
MMS1350X5DB	★ 5		67.5	97.0	100.0	156.5	154.0	2.5	14	1
MMS1360S-DIN	□ 3	13.6	40.8	60.0	62.0	107.0	104.5	2.5	14	2
MMS1360S-DIN-C	□ 3		40.8	60.0	62.0	107.0	104.5	2.5	14	1
MMS1360L-DIN	□ 5		68.0	77.0	79.0	124.0	121.5	2.5	14	2
MMS1360L-DIN-C	□ 5		68.0	77.0	79.0	124.0	121.5	2.5	14	1
MMS1360X3DB	★ 3		40.8	72.0	72.0	128.5	126.0	2.5	14	1
MMS1360X5DB	★ 5		68.0	100.0	100.0	156.5	154.0	2.5	14	1

MMS

Objednáací kód	DP7020 Hloubka díry	DC	Rozměry (mm)							Typ
			LU	LCF	LH	OAL	LF	PL	DCON	
MMS1370S-DIN	□ 3	13.7	41.1	60.0	62.0	107.0	104.5	2.5	14	2
MMS1370S-DIN-C	● 3		41.1	60.0	62.0	107.0	104.5	2.5	14	1
MMS1370L-DIN	□ 5		68.5	77.0	79.0	124.0	121.5	2.5	14	2
MMS1370L-DIN-C	● 5		68.5	77.0	79.0	124.0	121.5	2.5	14	1
MMS1370X3DB	★ 3		41.1	72.0	72.0	128.5	126.0	2.5	14	1
MMS1370X5DB	★ 5		68.5	100.0	100.0	156.5	154.0	2.5	14	1
MMS1380S-DIN	□ 3	13.8	41.4	60.0	62.0	107.0	104.5	2.5	14	2
MMS1380S-DIN-C	□ 3		41.4	60.0	62.0	107.0	104.5	2.5	14	1
MMS1380L-DIN	□ 5		69.0	77.0	79.0	124.0	121.5	2.5	14	2
MMS1380L-DIN-C	□ 5		69.0	77.0	79.0	124.0	121.5	2.5	14	1
MMS1380X3DB	★ 3		41.4	72.0	72.0	128.5	126.0	2.5	14	1
MMS1380X5DB	★ 5		69.0	100.0	100.0	156.5	154.0	2.5	14	1
MMS1390S-DIN	□ 3	13.9	41.7	60.0	62.0	107.0	104.5	2.5	14	2
MMS1390S-DIN-C	□ 3		41.7	60.0	62.0	107.0	104.5	2.5	14	1
MMS1390L-DIN	□ 5		69.5	77.0	79.0	124.0	121.5	2.5	14	2
MMS1390L-DIN-C	□ 5		69.5	77.0	79.0	124.0	121.5	2.5	14	1
MMS1390X3DB	★ 3		41.7	72.0	72.0	128.5	126.0	2.5	14	1
MMS1390X5DB	★ 5		69.5	100.0	100.0	156.5	154.0	2.5	14	1
MMS1400S-DIN-C	● 3	14.0	42.0	60.0	62.0	107.0	104.5	2.5	14	1
MMS1400L-DIN-C	● 5		70.0	77.0	79.0	124.0	121.5	2.5	14	1
MMS1400X3DB	★ 3		42.0	72.0	72.0	128.5	126.0	2.5	14	1
MMS1400X5DB	★ 5		70.0	100.0	100.0	156.5	154.0	2.5	14	1
MMS1405S-DIN-C	□ 3	14.05	42.2	64.0	66.0	114.0	111.4	2.6	16	1
MMS1405L-DIN-C	□ 5		70.3	82.0	84.0	132.0	129.4	2.6	16	1
MMS1410S-DIN	□ 3	14.1	42.3	64.0	66.0	114.0	111.4	2.6	16	2
MMS1410S-DIN-C	□ 3		42.3	64.0	66.0	114.0	111.4	2.6	16	1
MMS1410L-DIN	□ 5		70.5	82.0	84.0	132.0	129.4	2.6	16	2
MMS1410L-DIN-C	□ 5		70.5	82.0	84.0	132.0	129.4	2.6	16	1
MMS1410X3DB	★ 3		42.3	76.0	79.0	137.6	135.0	2.6	16	1
MMS1410X5DB	★ 5		70.5	105.0	109.0	167.6	165.0	2.6	16	1
MMS1420S-DIN	□ 3	14.2	42.6	64.0	66.0	114.0	111.4	2.6	16	2
MMS1420S-DIN-C	□ 3		42.6	64.0	66.0	114.0	111.4	2.6	16	1
MMS1420L-DIN	□ 5		71.0	82.0	84.0	132.0	129.4	2.6	16	2
MMS1420L-DIN-C	□ 5		71.0	82.0	84.0	132.0	129.4	2.6	16	1
MMS1420X3DB	★ 3		42.6	76.0	79.0	137.6	135.0	2.6	16	1
MMS1420X5DB	★ 5		71.0	105.0	109.0	167.6	165.0	2.6	16	1
MMS1430S-DIN	□ 3	14.3	42.9	64.0	66.0	114.0	111.4	2.6	16	2
MMS1430S-DIN-C	□ 3		42.9	64.0	66.0	114.0	111.4	2.6	16	1
MMS1430L-DIN	□ 5		71.5	82.0	84.0	132.0	129.4	2.6	16	2
MMS1430L-DIN-C	□ 5		71.5	82.0	84.0	132.0	129.4	2.6	16	1
MMS1430X3DB	★ 3		42.9	76.0	79.0	137.6	135.0	2.6	16	1
MMS1430X5DB	★ 5		71.5	105.0	109.0	167.6	165.0	2.6	16	1
MMS1440S-DIN	□ 3	14.4	43.2	64.0	66.0	114.0	111.4	2.6	16	2
MMS1440S-DIN-C	□ 3		43.2	64.0	66.0	114.0	111.4	2.6	16	1
MMS1440L-DIN	□ 5		72.0	82.0	84.0	132.0	129.4	2.6	16	2
MMS1440L-DIN-C	□ 5		72.0	82.0	84.0	132.0	129.4	2.6	16	1
MMS1440X3DB	★ 3		43.2	76.0	79.0	137.6	135.0	2.6	16	1
MMS1440X5DB	★ 5		72.0	105.0	109.0	167.6	165.0	2.6	16	1
MMS1450S-DIN-C	□ 3	14.5	43.5	64.0	66.0	114.0	111.4	2.6	16	1
MMS1450L-DIN-C	□ 5		72.5	82.0	84.0	132.0	129.4	2.6	16	1
MMS1450X3DB	★ 3		43.5	76.0	79.0	137.6	135.0	2.6	16	1
MMS1450X5DB	★ 5		72.5	105.0	109.0	167.6	165.0	2.6	16	1

MMS

Objednáací kód	DP7020	Hloubka díry	DC	Rozměry (mm)							Typ
				LU	LCF	LH	OAL	LF	PL	DCON	
MMS1460S-DIN	□	3	14.6	43.8	64.0	66.0	114.0	111.3	2.7	16	2
MMS1460S-DIN-C	□	3		43.8	64.0	66.0	114.0	111.3	2.7	16	1
MMS1460L-DIN	□	5		73.0	82.0	84.0	132.0	129.3	2.7	16	2
MMS1460L-DIN-C	□	5		73.0	82.0	84.0	132.0	129.3	2.7	16	1
MMS1460X3DB	★	3		43.8	78.0	79.0	137.7	135.0	2.7	16	1
MMS1460X5DB	★	5		73.0	108.0	109.0	167.7	165.0	2.7	16	1
MMS1470S-DIN	□	3	14.7	44.1	64.0	66.0	114.0	111.3	2.7	16	2
MMS1470S-DIN-C	□	3		44.1	64.0	66.0	114.0	111.3	2.7	16	1
MMS1470L-DIN	□	5		73.5	82.0	84.0	132.0	129.3	2.7	16	2
MMS1470L-DIN-C	□	5		73.5	82.0	84.0	132.0	129.3	2.7	16	1
MMS1470X3DB	★	3		44.1	78.0	79.0	137.7	135.0	2.7	16	1
MMS1470X5DB	★	5		73.5	108.0	109.0	167.7	165.0	2.7	16	1
MMS1480S-DIN	□	3	14.8	44.4	64.0	66.0	114.0	111.3	2.7	16	2
MMS1480S-DIN-C	□	3		44.4	64.0	66.0	114.0	111.3	2.7	16	1
MMS1480L-DIN	□	5		74.0	82.0	84.0	132.0	129.3	2.7	16	2
MMS1480L-DIN-C	□	5		74.0	82.0	84.0	132.0	129.3	2.7	16	1
MMS1480X3DB	★	3		44.4	78.0	79.0	137.7	135.0	2.7	16	1
MMS1480X5DB	★	5		74.0	108.0	109.0	167.7	165.0	2.7	16	1
MMS1490S-DIN	□	3	14.9	44.7	64.0	66.0	114.0	111.3	2.7	16	2
MMS1490S-DIN-C	□	3		44.7	64.0	66.0	114.0	111.3	2.7	16	1
MMS1490L-DIN	□	5		74.5	82.0	84.0	132.0	129.3	2.7	16	2
MMS1490L-DIN-C	□	5		74.5	82.0	84.0	132.0	129.3	2.7	16	1
MMS1490X3DB	★	3		44.7	78.0	79.0	137.7	135.0	2.7	16	1
MMS1490X5DB	★	5		74.5	108.0	109.0	167.7	165.0	2.7	16	1
MMS1500S-DIN-C	□	3	15.0	45.0	64.0	66.0	114.0	111.3	2.7	16	1
MMS1500L-DIN-C	□	5		75.0	82.0	84.0	132.0	129.3	2.7	16	1
MMS1500X3DB	★	3		45.0	78.0	79.0	137.7	135.0	2.7	16	1
MMS1500X5DB	★	5		75.0	108.0	109.0	167.7	165.0	2.7	16	1
MMS1510S-DIN	□	3	15.1	45.3	65.0	67.0	115.0	112.3	2.7	16	2
MMS1510S-DIN-C	□	3		45.3	65.0	67.0	115.0	112.3	2.7	16	1
MMS1510L-DIN	□	5		75.5	83.0	85.0	133.0	130.3	2.7	16	2
MMS1510L-DIN-C	□	5		75.5	83.0	85.0	133.0	130.3	2.7	16	1
MMS1510X3DB	★	3		45.3	81.0	83.0	141.7	139.0	2.7	16	1
MMS1510X5DB	★	5		75.5	112.0	115.0	173.7	171.0	2.7	16	1
MMS1520S-DIN	□	3	15.2	45.6	65.0	67.0	115.0	112.2	2.8	16	2
MMS1520S-DIN-C	□	3		45.6	65.0	67.0	115.0	112.2	2.8	16	1
MMS1520L-DIN	□	5		76.0	83.0	85.0	133.0	130.2	2.8	16	2
MMS1520L-DIN-C	□	5		76.0	83.0	85.0	133.0	130.2	2.8	16	1
MMS1520X3DB	★	3		45.6	81.0	83.0	141.8	139.0	2.8	16	1
MMS1520X5DB	★	5		76.0	112.0	115.0	173.8	171.0	2.8	16	1
MMS1530S-DIN	□	3	15.3	45.9	65.0	67.0	115.0	112.2	2.8	16	2
MMS1530S-DIN-C	□	3		45.9	65.0	67.0	115.0	112.2	2.8	16	1
MMS1530L-DIN	□	5		76.5	83.0	85.0	133.0	130.2	2.8	16	2
MMS1530L-DIN-C	□	5		76.5	83.0	85.0	133.0	130.2	2.8	16	1
MMS1530X3DB	★	3		45.9	81.0	83.0	141.8	139.0	2.8	16	1
MMS1530X5DB	★	5		76.5	112.0	115.0	173.8	171.0	2.8	16	1

MMS

Objednáací kód	DP7020 Hloubka díry	DC	Rozměry (mm)							Typ
			LU	LCF	LH	OAL	LF	PL	DCON	
MMS1540S-DIN	<input type="checkbox"/>	3	46.2	65.0	67.0	115.0	112.2	2.8	16	2
MMS1540S-DIN-C	<input type="checkbox"/>	3	46.2	65.0	67.0	115.0	112.2	2.8	16	1
MMS1540L-DIN	<input type="checkbox"/>	5	77.0	83.0	85.0	133.0	130.2	2.8	16	2
MMS1540L-DIN-C	<input type="checkbox"/>	5	77.0	83.0	85.0	133.0	130.2	2.8	16	1
MMS1540X3DB	<input checked="" type="checkbox"/>	3	46.2	81.0	83.0	141.8	139.0	2.8	16	1
MMS1540X5DB	<input checked="" type="checkbox"/>	5	77.0	112.0	115.0	173.8	171.0	2.8	16	1
MMS1550S-DIN-C	<input type="checkbox"/>	3	46.5	65.0	67.0	115.0	112.2	2.8	16	1
MMS1550L-DIN-C	<input type="checkbox"/>	5	77.5	83.0	85.0	133.0	130.2	2.8	16	1
MMS1550X3DB	<input checked="" type="checkbox"/>	3	46.5	81.0	83.0	141.8	139.0	2.8	16	1
MMS1550X5DB	<input checked="" type="checkbox"/>	5	77.5	112.0	115.0	173.8	171.0	2.8	16	1
MMS1560S-DIN	<input type="checkbox"/>	3	46.8	65.0	67.0	115.0	112.2	2.8	16	2
MMS1560S-DIN-C	<input type="checkbox"/>	3	46.8	65.0	67.0	115.0	112.2	2.8	16	1
MMS1560L-DIN	<input type="checkbox"/>	5	78.0	83.0	85.0	133.0	130.2	2.8	16	2
MMS1560L-DIN-C	<input type="checkbox"/>	5	78.0	83.0	85.0	133.0	130.2	2.8	16	1
MMS1560X3DB	<input checked="" type="checkbox"/>	3	46.8	83.0	83.0	141.8	139.0	2.8	16	1
MMS1560X5DB	<input checked="" type="checkbox"/>	5	78.0	115.0	115.0	173.8	171.0	2.8	16	1
MMS1570S-DIN	<input type="checkbox"/>	3	47.1	65.0	67.0	115.0	112.1	2.9	16	2
MMS1570S-DIN-C	<input type="checkbox"/>	3	47.1	65.0	67.0	115.0	112.1	2.9	16	1
MMS1570L-DIN	<input type="checkbox"/>	5	78.5	83.0	85.0	133.0	130.1	2.9	16	2
MMS1570L-DIN-C	<input type="checkbox"/>	5	78.5	83.0	85.0	133.0	130.1	2.9	16	1
MMS1570X3DB	<input checked="" type="checkbox"/>	3	47.1	83.0	83.0	141.9	139.0	2.9	16	1
MMS1570X5DB	<input checked="" type="checkbox"/>	5	78.5	115.0	115.0	173.9	171.0	2.9	16	1
MMS1580S-DIN	<input type="checkbox"/>	3	47.4	65.0	67.0	115.0	112.1	2.9	16	2
MMS1580S-DIN-C	<input type="checkbox"/>	3	47.4	65.0	67.0	115.0	112.1	2.9	16	1
MMS1580L-DIN	<input type="checkbox"/>	5	79.0	83.0	85.0	133.0	130.1	2.9	16	2
MMS1580L-DIN-C	<input type="checkbox"/>	5	79.0	83.0	85.0	133.0	130.1	2.9	16	1
MMS1580X3DB	<input checked="" type="checkbox"/>	3	47.4	83.0	83.0	141.9	139.0	2.9	16	1
MMS1580X5DB	<input checked="" type="checkbox"/>	5	79.0	115.0	115.0	173.9	171.0	2.9	16	1
MMS1590S-DIN	<input type="checkbox"/>	3	47.7	65.0	67.0	115.0	112.1	2.9	16	2
MMS1590S-DIN-C	<input type="checkbox"/>	3	47.7	65.0	67.0	115.0	112.1	2.9	16	1
MMS1590L-DIN	<input type="checkbox"/>	5	79.5	83.0	85.0	133.0	130.1	2.9	16	2
MMS1590L-DIN-C	<input type="checkbox"/>	5	79.5	83.0	85.0	133.0	130.1	2.9	16	1
MMS1590X3DB	<input checked="" type="checkbox"/>	3	47.7	83.0	83.0	141.9	139.0	2.9	16	1
MMS1590X5DB	<input checked="" type="checkbox"/>	5	79.5	115.0	115.0	173.9	171.0	2.9	16	1
MMS1600S-DIN-C	<input type="checkbox"/>	3	48.0	65.0	67.0	115.0	112.1	2.9	16	1
MMS1600L-DIN-C	<input type="checkbox"/>	5	80.0	83.0	85.0	133.0	130.1	2.9	16	1
MMS1600X3DB	<input checked="" type="checkbox"/>	3	48.0	83.0	83.0	141.9	139.0	2.9	16	1
MMS1600X5DB	<input checked="" type="checkbox"/>	5	80.0	115.0	115.0	173.9	171.0	2.9	16	1
MMS1610S-DIN	<input type="checkbox"/>	3	48.3	73.0	75.0	123.0	120.1	2.9	18	2
MMS1610S-DIN-C	<input type="checkbox"/>	3	48.3	73.0	75.0	123.0	120.1	2.9	18	1
MMS1610L-DIN	<input type="checkbox"/>	5	80.5	93.0	95.0	143.0	140.1	2.9	18	2
MMS1610L-DIN-C	<input type="checkbox"/>	5	80.5	93.0	95.0	143.0	140.1	2.9	18	1
MMS1610X3DB	<input type="checkbox"/>	3	48.3	86.0	89.0	147.9	145.0	2.9	18	1
MMS1610X5DB	<input type="checkbox"/>	5	80.5	119.0	123.0	181.9	179.0	2.9	18	1
MMS1620S-DIN	<input type="checkbox"/>	3	48.6	73.0	75.0	123.0	120.1	2.9	18	2
MMS1620S-DIN-C	<input type="checkbox"/>	3	48.6	73.0	75.0	123.0	120.1	2.9	18	1
MMS1620L-DIN	<input type="checkbox"/>	5	81.0	93.0	95.0	143.0	140.1	2.9	18	2
MMS1620L-DIN-C	<input type="checkbox"/>	5	81.0	93.0	95.0	143.0	140.1	2.9	18	1
MMS1620X3DB	<input type="checkbox"/>	3	48.6	86.0	89.0	147.9	145.0	2.9	18	1
MMS1620X5DB	<input type="checkbox"/>	5	81.0	119.0	123.0	181.9	179.0	2.9	18	1

MMS

Objednáací kód	DP7020	Hloubka díry	DC	Rozměry (mm)							Typ
				LU	LCF	LH	OAL	LF	PL	DCON	
MMS1630S-DIN	<input type="checkbox"/>	3	16.3	48.9	73.0	75.0	123.0	120.0	3.0	18	2
MMS1630S-DIN-C	<input type="checkbox"/>	3		48.9	73.0	75.0	123.0	120.0	3.0	18	1
MMS1630L-DIN	<input type="checkbox"/>	5		81.5	93.0	95.0	143.0	140.0	3.0	18	2
MMS1630L-DIN-C	<input type="checkbox"/>	5		81.5	93.0	95.0	143.0	140.0	3.0	18	1
MMS1630X3DB	<input type="checkbox"/>	3		48.9	86.0	89.0	148.0	145.0	3.0	18	1
MMS1630X5DB	<input type="checkbox"/>	5		81.5	119.0	123.0	182.0	179.0	3.0	18	1
MMS1640S-DIN	<input type="checkbox"/>	3	16.4	49.2	73.0	75.0	123.0	120.0	3.0	18	2
MMS1640S-DIN-C	<input type="checkbox"/>	3		49.2	73.0	75.0	123.0	120.0	3.0	18	1
MMS1640L-DIN	<input type="checkbox"/>	5		82.0	93.0	95.0	143.0	140.0	3.0	18	2
MMS1640L-DIN-C	<input type="checkbox"/>	5		82.0	93.0	95.0	143.0	140.0	3.0	18	1
MMS1640X3DB	<input type="checkbox"/>	3		49.2	86.0	89.0	148.0	145.0	3.0	18	1
MMS1640X5DB	<input type="checkbox"/>	5		82.0	119.0	123.0	182.0	179.0	3.0	18	1
MMS1650S-DIN-C	<input type="checkbox"/>	3	16.5	49.5	73.0	75.0	123.0	120.0	3.0	18	1
MMS1650L-DIN-C	<input type="checkbox"/>	5		82.5	93.0	95.0	143.0	140.0	3.0	18	1
MMS1650X3DB	★	3		49.5	86.0	89.0	148.0	145.0	3.0	18	1
MMS1650X5DB	★	5		82.5	119.0	123.0	182.0	179.0	3.0	18	1
MMS1660S-DIN	<input type="checkbox"/>	3	16.6	49.8	73.0	75.0	123.0	120.0	3.0	18	2
MMS1660S-DIN-C	<input type="checkbox"/>	3		49.8	73.0	75.0	123.0	120.0	3.0	18	1
MMS1660L-DIN	<input type="checkbox"/>	5		83.0	93.0	95.0	143.0	140.0	3.0	18	2
MMS1660L-DIN-C	<input type="checkbox"/>	5		83.0	93.0	95.0	143.0	140.0	3.0	18	1
MMS1660X3DB	<input type="checkbox"/>	3		49.8	88.0	89.0	148.0	145.0	3.0	18	1
MMS1660X5DB	<input type="checkbox"/>	5		83.0	122.0	123.0	182.0	179.0	3.0	18	1
MMS1670S-DIN	<input type="checkbox"/>	3	16.7	50.1	73.0	75.0	123.0	120.0	3.0	18	2
MMS1670S-DIN-C	<input type="checkbox"/>	3		50.1	73.0	75.0	123.0	120.0	3.0	18	1
MMS1670L-DIN	<input type="checkbox"/>	5		83.5	93.0	95.0	143.0	140.0	3.0	18	2
MMS1670L-DIN-C	<input type="checkbox"/>	5		83.5	93.0	95.0	143.0	140.0	3.0	18	1
MMS1670X3DB	<input type="checkbox"/>	3		50.1	88.0	89.0	148.0	145.0	3.0	18	1
MMS1670X5DB	<input type="checkbox"/>	5		83.5	122.0	123.0	182.0	179.0	3.0	18	1
MMS1680S-DIN	<input type="checkbox"/>	3	16.8	50.4	73.0	75.0	123.0	119.9	3.1	18	2
MMS1680S-DIN-C	<input type="checkbox"/>	3		50.4	73.0	75.0	123.0	119.9	3.1	18	1
MMS1680L-DIN	<input type="checkbox"/>	5		84.0	93.0	95.0	143.0	139.9	3.1	18	2
MMS1680L-DIN-C	<input type="checkbox"/>	5		84.0	93.0	95.0	143.0	139.9	3.1	18	1
MMS1680X3DB	<input type="checkbox"/>	3		50.4	88.0	89.0	148.1	145.0	3.1	18	1
MMS1680X5DB	<input type="checkbox"/>	5		84.0	122.0	123.0	182.1	179.0	3.1	18	1
MMS1690S-DIN	<input type="checkbox"/>	3	16.9	50.7	73.0	75.0	123.0	119.9	3.1	18	2
MMS1690S-DIN-C	<input type="checkbox"/>	3		50.7	73.0	75.0	123.0	119.9	3.1	18	1
MMS1690L-DIN	<input type="checkbox"/>	5		84.5	93.0	95.0	143.0	139.9	3.1	18	2
MMS1690L-DIN-C	<input type="checkbox"/>	5		84.5	93.0	95.0	143.0	139.9	3.1	18	1
MMS1690X3DB	<input type="checkbox"/>	3		50.7	88.0	89.0	148.1	145.0	3.1	18	1
MMS1690X5DB	<input type="checkbox"/>	5		84.5	122.0	123.0	182.1	179.0	3.1	18	1
MMS1700S-DIN-C	<input type="checkbox"/>	3	17.0	51.0	73.0	75.0	123.0	119.9	3.1	18	1
MMS1700L-DIN-C	<input type="checkbox"/>	5		85.0	93.0	95.0	143.0	139.9	3.1	18	1
MMS1700X3DB	★	3		51.0	88.0	89.0	148.1	145.0	3.1	18	1
MMS1700X5DB	★	5		85.0	122.0	123.0	182.1	179.0	3.1	18	1
MMS1710S-DIN	<input type="checkbox"/>	3	17.1	51.3	73.0	75.0	123.0	119.9	3.1	18	2
MMS1710S-DIN-C	<input type="checkbox"/>	3		51.3	73.0	75.0	123.0	119.9	3.1	18	1
MMS1710L-DIN	<input type="checkbox"/>	5		85.5	93.0	95.0	143.0	139.9	3.1	18	2
MMS1710L-DIN-C	<input type="checkbox"/>	5		85.5	93.0	95.0	143.0	139.9	3.1	18	1
MMS1710X3DB	<input type="checkbox"/>	3		51.3	91.0	93.0	152.1	149.0	3.1	18	1
MMS1710X5DB	<input type="checkbox"/>	5		85.5	126.0	129.0	188.1	185.0	3.1	18	1

MMS

Objednáací kód	DP7020 Hloubka díry	DC	Rozměry (mm)							Typ	
			LU	LCF	LH	OAL	LF	PL	DCON		
MMS1720S-DIN	<input type="checkbox"/>	3	17.2	51.6	73.0	75.0	123.0	119.9	3.1	18	2
MMS1720S-DIN-C	<input type="checkbox"/>	3		51.6	73.0	75.0	123.0	119.9	3.1	18	1
MMS1720L-DIN	<input type="checkbox"/>	5		86.0	93.0	95.0	143.0	139.9	3.1	18	2
MMS1720L-DIN-C	<input type="checkbox"/>	5		86.0	93.0	95.0	143.0	139.9	3.1	18	1
MMS1720X3DB	<input type="checkbox"/>	3		51.6	91.0	93.0	152.1	149.0	3.1	18	1
MMS1720X5DB	<input type="checkbox"/>	5		86.0	126.0	129.0	188.1	185.0	3.1	18	1
MMS1730S-DIN	<input type="checkbox"/>	3	17.3	51.9	73.0	75.0	123.0	119.9	3.1	18	2
MMS1730S-DIN-C	<input type="checkbox"/>	3		51.9	73.0	75.0	123.0	119.9	3.1	18	1
MMS1730L-DIN	<input type="checkbox"/>	5		86.5	93.0	95.0	143.0	139.9	3.1	18	2
MMS1730L-DIN-C	<input type="checkbox"/>	5		86.5	93.0	95.0	143.0	139.9	3.1	18	1
MMS1730X3DB	<input type="checkbox"/>	3		51.9	91.0	93.0	152.1	149.0	3.1	18	1
MMS1730X5DB	<input type="checkbox"/>	5		86.5	126.0	129.0	188.1	185.0	3.1	18	1
MMS1740S-DIN	<input type="checkbox"/>	3	17.4	52.2	73.0	75.0	123.0	119.8	3.2	18	2
MMS1740S-DIN-C	<input type="checkbox"/>	3		52.2	73.0	75.0	123.0	119.8	3.2	18	1
MMS1740L-DIN	<input type="checkbox"/>	5		87.0	93.0	95.0	143.0	139.8	3.2	18	2
MMS1740L-DIN-C	<input type="checkbox"/>	5		87.0	93.0	95.0	143.0	139.8	3.2	18	1
MMS1740X3DB	<input type="checkbox"/>	3		52.2	91.0	93.0	152.2	149.0	3.2	18	1
MMS1740X5DB	<input type="checkbox"/>	5		87.0	126.0	129.0	188.2	185.0	3.2	18	1
MMS1750S-DIN-C	<input type="checkbox"/>	3	17.5	52.5	73.0	75.0	123.0	119.8	3.2	18	1
MMS1750L-DIN-C	<input type="checkbox"/>	5		87.5	93.0	95.0	143.0	139.8	3.2	18	1
MMS1750X3DB	★	3		52.5	91.0	93.0	152.2	149.0	3.2	18	1
MMS1750X5DB	★	5		87.5	126.0	129.0	188.2	185.0	3.2	18	1
MMS1760S-DIN	<input type="checkbox"/>	3	17.6	52.8	73.0	75.0	123.0	119.8	3.2	18	2
MMS1760S-DIN-C	<input type="checkbox"/>	3		52.8	73.0	75.0	123.0	119.8	3.2	18	1
MMS1760L-DIN	<input type="checkbox"/>	5		88.0	93.0	95.0	143.0	139.8	3.2	18	2
MMS1760L-DIN-C	<input type="checkbox"/>	5		88.0	93.0	95.0	143.0	139.8	3.2	18	1
MMS1760X3DB	<input type="checkbox"/>	3		52.8	93.0	93.0	152.2	149.0	3.2	18	1
MMS1760X5DB	<input type="checkbox"/>	5		88.0	129.0	129.0	188.2	185.0	3.2	18	1
MMS1770S-DIN	<input type="checkbox"/>	3	17.7	53.1	73.0	75.0	123.0	119.8	3.2	18	2
MMS1770S-DIN-C	<input type="checkbox"/>	3		53.1	73.0	75.0	123.0	119.8	3.2	18	1
MMS1770L-DIN	<input type="checkbox"/>	5		88.5	93.0	95.0	143.0	139.8	3.2	18	2
MMS1770L-DIN-C	<input type="checkbox"/>	5		88.5	93.0	95.0	143.0	139.8	3.2	18	1
MMS1770X3DB	<input type="checkbox"/>	3		53.1	93.0	93.0	152.2	149.0	3.2	18	1
MMS1770X5DB	<input type="checkbox"/>	5		88.5	129.0	129.0	188.2	185.0	3.2	18	1
MMS1780S-DIN	<input type="checkbox"/>	3	17.8	53.4	73.0	75.0	123.0	119.8	3.2	18	2
MMS1780S-DIN-C	<input type="checkbox"/>	3		53.4	73.0	75.0	123.0	119.8	3.2	18	1
MMS1780L-DIN	<input type="checkbox"/>	5		89.0	93.0	95.0	143.0	139.8	3.2	18	2
MMS1780L-DIN-C	<input type="checkbox"/>	5		89.0	93.0	95.0	143.0	139.8	3.2	18	1
MMS1780X3DB	<input type="checkbox"/>	3		53.4	93.0	93.0	152.2	149.0	3.2	18	1
MMS1780X5DB	<input type="checkbox"/>	5		89.0	129.0	129.0	188.2	185.0	3.2	18	1
MMS1790S-DIN	<input type="checkbox"/>	3	17.9	53.7	73.0	75.0	123.0	119.7	3.3	18	2
MMS1790S-DIN-C	<input type="checkbox"/>	3		53.7	73.0	75.0	123.0	119.7	3.3	18	1
MMS1790L-DIN	<input type="checkbox"/>	5		89.5	93.0	95.0	143.0	139.7	3.3	18	2
MMS1790L-DIN-C	<input type="checkbox"/>	5		89.5	93.0	95.0	143.0	139.7	3.3	18	1
MMS1790X3DB	<input type="checkbox"/>	3		53.7	93.0	93.0	152.3	149.0	3.3	18	1
MMS1790X5DB	<input type="checkbox"/>	5		89.5	129.0	129.0	188.3	185.0	3.3	18	1
MMS1800S-DIN-C	<input type="checkbox"/>	3	18.0	54.0	73.0	75.0	123.0	119.7	3.3	18	1
MMS1800L-DIN-C	<input type="checkbox"/>	5		90.0	93.0	95.0	143.0	139.7	3.3	18	1
MMS1800X3DB	★	3		54.0	93.0	93.0	152.3	149.0	3.3	18	1
MMS1800X5DB	★	5		90.0	129.0	129.0	188.3	185.0	3.3	18	1

MMS

Objednáací kód	DP7020	Hloubka díry	DC	Rozměry (mm)							Typ
				LU	LCF	LH	OAL	LF	PL	DCON	
MMS1810S-DIN	<input type="checkbox"/>	3	18.1	54.3	79.0	81.0	131.0	127.7	3.3	20	2
MMS1810S-DIN-C	<input type="checkbox"/>	3		54.3	79.0	81.0	131.0	127.7	3.3	20	1
MMS1810L-DIN	<input type="checkbox"/>	5		90.5	101.0	103.0	153.0	149.7	3.3	20	2
MMS1810L-DIN-C	<input type="checkbox"/>	5		90.5	101.0	103.0	153.0	149.7	3.3	20	1
MMS1810X3DB	<input type="checkbox"/>	3		54.3	96.0	99.0	160.3	157.0	3.3	20	1
MMS1810X5DB	<input type="checkbox"/>	5		90.5	133.0	137.0	198.3	195.0	3.3	20	1
MMS1820S-DIN	<input type="checkbox"/>	3	18.2	54.6	79.0	81.0	131.0	127.7	3.3	20	2
MMS1820S-DIN-C	<input type="checkbox"/>	3		54.6	79.0	81.0	131.0	127.7	3.3	20	1
MMS1820L-DIN	<input type="checkbox"/>	5		91.0	101.0	103.0	153.0	149.7	3.3	20	2
MMS1820L-DIN-C	<input type="checkbox"/>	5		91.0	101.0	103.0	153.0	149.7	3.3	20	1
MMS1820X3DB	<input type="checkbox"/>	3		54.6	96.0	99.0	160.3	157.0	3.3	20	1
MMS1820X5DB	<input type="checkbox"/>	5		91.0	133.0	137.0	198.3	195.0	3.3	20	1
MMS1830S-DIN	<input type="checkbox"/>	3	18.3	54.9	79.0	81.0	131.0	127.7	3.3	20	2
MMS1830S-DIN-C	<input type="checkbox"/>	3		54.9	79.0	81.0	131.0	127.7	3.3	20	1
MMS1830L-DIN	<input type="checkbox"/>	5		91.5	101.0	103.0	153.0	149.7	3.3	20	2
MMS1830L-DIN-C	<input type="checkbox"/>	5		91.5	101.0	103.0	153.0	149.7	3.3	20	1
MMS1830X3DB	<input type="checkbox"/>	3		54.9	96.0	99.0	160.3	157.0	3.3	20	1
MMS1830X5DB	<input type="checkbox"/>	5		91.5	133.0	137.0	198.3	195.0	3.3	20	1
MMS1840S-DIN	<input type="checkbox"/>	3	18.4	55.2	79.0	81.0	131.0	127.7	3.3	20	2
MMS1840S-DIN-C	<input type="checkbox"/>	3		55.2	79.0	81.0	131.0	127.7	3.3	20	1
MMS1840L-DIN	<input type="checkbox"/>	5		92.0	101.0	103.0	153.0	149.7	3.3	20	2
MMS1840L-DIN-C	<input type="checkbox"/>	5		92.0	101.0	103.0	153.0	149.7	3.3	20	1
MMS1840X3DB	<input type="checkbox"/>	3		55.2	96.0	99.0	160.3	157.0	3.3	20	1
MMS1840X5DB	<input type="checkbox"/>	5		92.0	133.0	137.0	198.3	195.0	3.3	20	1
MMS1850S-DIN-C	<input type="checkbox"/>	3	18.5	55.5	79.0	81.0	131.0	127.6	3.4	20	1
MMS1850L-DIN-C	<input type="checkbox"/>	5		92.5	101.0	103.0	153.0	149.6	3.4	20	1
MMS1850X3DB	★	3		55.5	96.0	99.0	160.4	157.0	3.4	20	1
MMS1850X5DB	★	5		92.5	133.0	137.0	198.4	195.0	3.4	20	1
MMS1860S-DIN	<input type="checkbox"/>	3	18.6	55.8	79.0	81.0	123.0	119.6	3.4	20	2
MMS1860S-DIN-C	<input type="checkbox"/>	3		55.8	79.0	81.0	123.0	119.6	3.4	20	1
MMS1860L-DIN	<input type="checkbox"/>	5		93.0	101.0	103.0	143.0	139.6	3.4	20	2
MMS1860L-DIN-C	<input type="checkbox"/>	5		93.0	101.0	103.0	143.0	139.6	3.4	20	1
MMS1860X3DB	<input type="checkbox"/>	3		55.8	98.0	99.0	160.4	157.0	3.4	20	1
MMS1860X5DB	<input type="checkbox"/>	5		93.0	136.0	137.0	198.4	195.0	3.4	20	1
MMS1870S-DIN	<input type="checkbox"/>	3	18.7	56.1	79.0	81.0	123.0	119.6	3.4	20	2
MMS1870S-DIN-C	<input type="checkbox"/>	3		56.1	79.0	81.0	123.0	119.6	3.4	20	1
MMS1870L-DIN	<input type="checkbox"/>	5		93.5	101.0	103.0	143.0	139.6	3.4	20	2
MMS1870L-DIN-C	<input type="checkbox"/>	5		93.5	101.0	103.0	143.0	139.6	3.4	20	1
MMS1870X3DB	<input type="checkbox"/>	3		56.1	98.0	99.0	160.4	157.0	3.4	20	1
MMS1870X5DB	<input type="checkbox"/>	5		93.5	136.0	137.0	198.4	195.0	3.4	20	1
MMS1880S-DIN	<input type="checkbox"/>	3	18.8	56.4	79.0	81.0	123.0	119.6	3.4	20	2
MMS1880S-DIN-C	<input type="checkbox"/>	3		56.4	79.0	81.0	123.0	119.6	3.4	20	1
MMS1880L-DIN	<input type="checkbox"/>	5		94.0	101.0	103.0	143.0	139.6	3.4	20	2
MMS1880L-DIN-C	<input type="checkbox"/>	5		94.0	101.0	103.0	143.0	139.6	3.4	20	1
MMS1880X3DB	<input type="checkbox"/>	3		56.4	98.0	99.0	160.4	157.0	3.4	20	1
MMS1880X5DB	<input type="checkbox"/>	5		94.0	136.0	137.0	198.4	195.0	3.4	20	1
MMS1890S-DIN	<input type="checkbox"/>	3	18.9	56.7	79.0	81.0	131.0	127.6	3.4	20	2
MMS1890S-DIN-C	<input type="checkbox"/>	3		56.7	79.0	81.0	131.0	127.6	3.4	20	1
MMS1890L-DIN	<input type="checkbox"/>	5		94.5	101.0	103.0	153.0	149.6	3.4	20	2
MMS1890L-DIN-C	<input type="checkbox"/>	5		94.5	101.0	103.0	153.0	149.6	3.4	20	1
MMS1890X3DB	<input type="checkbox"/>	3		56.7	98.0	99.0	160.4	157.0	3.4	20	1
MMS1890X5DB	<input type="checkbox"/>	5		94.5	136.0	137.0	198.4	195.0	3.4	20	1

MMS

Objednáací kód	DP7020 Hloubka díry	DC	Rozměry (mm)							Typ	
			LU	LCF	LH	OAL	LF	PL	DCON		
MMS1900S-DIN-C	<input type="checkbox"/>	3	19.0	57.0	79.0	81.0	131.0	127.5	3.5	20	1
MMS1900L-DIN-C	<input type="checkbox"/>	5		95.0	101.0	103.0	153.0	149.5	3.5	20	1
MMS1900X3DB	★	3		57.0	98.0	99.0	160.5	157.0	3.5	20	1
MMS1900X5DB	★	5		95.0	136.0	137.0	198.5	195.0	3.5	20	1
MMS1910S-DIN	<input type="checkbox"/>	3	19.1	57.3	79.0	81.0	131.0	127.5	3.5	20	2
MMS1910S-DIN-C	<input type="checkbox"/>	3		57.3	79.0	81.0	131.0	127.5	3.5	20	1
MMS1910L-DIN	<input type="checkbox"/>	5		95.5	101.0	103.0	153.0	149.5	3.5	20	2
MMS1910L-DIN-C	<input type="checkbox"/>	5		95.5	101.0	103.0	153.0	149.5	3.5	20	1
MMS1910X3DB	<input type="checkbox"/>	3		57.3	101.0	103.0	164.5	161.0	3.5	20	1
MMS1910X5DB	<input type="checkbox"/>	5		95.5	140.0	143.0	204.5	201.0	3.5	20	1
MMS1920S-DIN	<input type="checkbox"/>	3	19.2	57.6	79.0	81.0	131.0	127.5	3.5	20	2
MMS1920S-DIN-C	<input type="checkbox"/>	3		57.6	79.0	81.0	131.0	127.5	3.5	20	1
MMS1920L-DIN	<input type="checkbox"/>	5		96.0	101.0	103.0	153.0	149.5	3.5	20	2
MMS1920L-DIN-C	<input type="checkbox"/>	5		96.0	101.0	103.0	153.0	149.5	3.5	20	1
MMS1920X3DB	<input type="checkbox"/>	3		57.6	101.0	103.0	164.5	161.0	3.5	20	1
MMS1920X5DB	<input type="checkbox"/>	5		96.0	140.0	143.0	204.5	201.0	3.5	20	1
MMS1930S-DIN	<input type="checkbox"/>	3	19.3	57.9	79.0	81.0	131.0	127.5	3.5	20	2
MMS1930S-DIN-C	<input type="checkbox"/>	3		57.9	79.0	81.0	131.0	127.5	3.5	20	1
MMS1930L-DIN	<input type="checkbox"/>	5		96.5	101.0	103.0	153.0	149.5	3.5	20	2
MMS1930L-DIN-C	<input type="checkbox"/>	5		96.5	101.0	103.0	153.0	149.5	3.5	20	1
MMS1930X3DB	<input type="checkbox"/>	3		57.9	101.0	103.0	164.5	161.0	3.5	20	1
MMS1930X5DB	<input type="checkbox"/>	5		96.5	140.0	143.0	204.5	201.0	3.5	20	1
MMS1940S-DIN	<input type="checkbox"/>	3	19.4	58.2	79.0	81.0	131.0	127.5	3.5	20	2
MMS1940S-DIN-C	<input type="checkbox"/>	3		58.2	79.0	81.0	131.0	127.5	3.5	20	1
MMS1940L-DIN	<input type="checkbox"/>	5		97.0	101.0	103.0	153.0	149.5	3.5	20	2
MMS1940L-DIN-C	<input type="checkbox"/>	5		97.0	101.0	103.0	153.0	149.5	3.5	20	1
MMS1940X3DB	<input type="checkbox"/>	3		58.2	101.0	103.0	164.5	161.0	3.5	20	1
MMS1940X5DB	<input type="checkbox"/>	5		97.0	140.0	143.0	204.5	201.0	3.5	20	1
MMS1950S-DIN-C	<input type="checkbox"/>	3	19.5	58.5	79.0	81.0	131.0	127.5	3.5	20	1
MMS1950L-DIN	●	5		97.5	101.0	103.0	153.0	149.5	3.5	20	2
MMS1950L-DIN-C	<input type="checkbox"/>	5		97.5	101.0	103.0	153.0	149.5	3.5	20	1
MMS1950X3DB	★	3		58.5	101.0	103.0	164.5	161.0	3.5	20	1
MMS1950X5DB	★	5		97.5	140.0	143.0	204.5	201.0	3.5	20	1
MMS1960S-DIN	<input type="checkbox"/>	3		19.6	58.8	79.0	81.0	131.0	127.4	3.6	20
MMS1960S-DIN-C	<input type="checkbox"/>	3	58.8		79.0	81.0	131.0	127.4	3.6	20	1
MMS1960L-DIN	<input type="checkbox"/>	5	98.0		101.0	103.0	153.0	149.4	3.6	20	2
MMS1960L-DIN-C	<input type="checkbox"/>	5	98.0		101.0	103.0	153.0	149.4	3.6	20	1
MMS1960X3DB	<input type="checkbox"/>	3	58.8		104.0	104.0	164.6	161.0	3.6	20	1
MMS1960X5DB	<input type="checkbox"/>	5	98.0		144.0	144.0	204.6	201.0	3.6	20	1
MMS1970S-DIN	<input type="checkbox"/>	3	19.7	59.1	79.0	81.0	131.0	127.4	3.6	20	2
MMS1970S-DIN-C	<input type="checkbox"/>	3		59.1	79.0	81.0	131.0	127.4	3.6	20	1
MMS1970L-DIN	<input type="checkbox"/>	5		98.5	101.0	103.0	153.0	149.4	3.6	20	2
MMS1970L-DIN-C	<input type="checkbox"/>	5		98.5	101.0	103.0	153.0	149.4	3.6	20	1
MMS1970X3DB	<input type="checkbox"/>	3		59.1	104.0	104.0	164.6	161.0	3.6	20	1
MMS1970X5DB	<input type="checkbox"/>	5		98.5	144.0	144.0	204.6	201.0	3.6	20	1
MMS1980S-DIN	<input type="checkbox"/>	3	19.8	59.4	79.0	81.0	131.0	127.4	3.6	20	2
MMS1980S-DIN-C	<input type="checkbox"/>	3		59.4	79.0	81.0	131.0	127.4	3.6	20	1
MMS1980L-DIN	<input type="checkbox"/>	5		99.0	101.0	103.0	153.0	149.4	3.6	20	2
MMS1980L-DIN-C	<input type="checkbox"/>	5		99.0	101.0	103.0	153.0	149.4	3.6	20	1
MMS1980X3DB	<input type="checkbox"/>	3		59.4	104.0	104.0	164.6	161.0	3.6	20	1
MMS1980X5DB	<input type="checkbox"/>	5		99.0	144.0	144.0	204.6	201.0	3.6	20	1

MMS

Objednáací kód	DP7020	Hloubka díry	DC	Rozměry (mm)							Typ
				LU	LCF	LH	OAL	LF	PL	DCON	
MMS1990S-DIN	<input type="checkbox"/>	3	19.9	59.7	79.0	81.0	131.0	127.4	3.6	20	2
MMS1990S-DIN-C	<input type="checkbox"/>	3		59.7	79.0	81.0	131.0	127.4	3.6	20	1
MMS1990L-DIN	<input type="checkbox"/>	5		99.5	101.0	103.0	153.0	149.4	3.6	20	2
MMS1990L-DIN-C	<input type="checkbox"/>	5		99.5	101.0	103.0	153.0	149.4	3.6	20	1
MMS1990X3DB	<input type="checkbox"/>	3		59.7	104.0	104.0	164.6	161.0	3.6	20	1
MMS1990X5DB	<input type="checkbox"/>	5		99.5	144.0	144.0	204.6	201.0	3.6	20	1
MMS2000S-DIN-C	<input type="checkbox"/>	3	20.0	60.0	79.0	81.0	131.0	127.4	3.6	20	1
MMS2000L-DIN-C	<input type="checkbox"/>	5		100.0	101.0	103.0	153.0	149.4	3.6	20	1
MMS2000X3DB	★	3		60.0	104.0	104.0	164.6	161.0	3.6	20	1
MMS2000X5DB	★	5		100.0	144.0	144.0	204.6	201.0	3.6	20	1

MMS

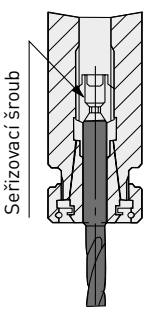
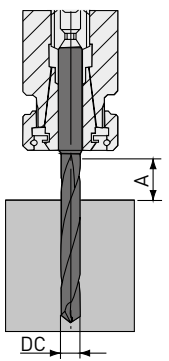
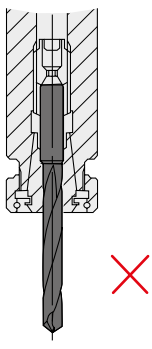
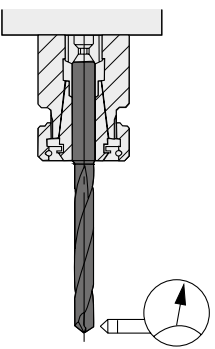
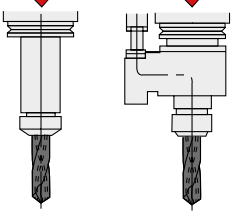
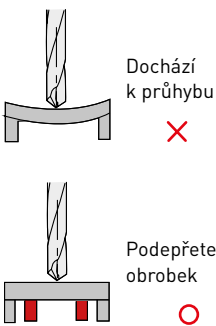
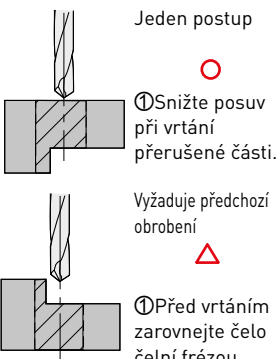
DOPORUČENÉ ŘEZNÉ PODMÍNKY

Obráběný materiál	DC	Vc	n	f	Vf
Austenitické korozivzdorné oceli (≤180HB)	3.2	80	7900	0.13 [0.08–0.18]	1025
	4.0	80	6300	0.15 [0.10–0.20]	945
	5.0	80	5000	0.15 [0.10–0.20]	750
	6.3	80	4000	0.17 [0.12–0.22]	680
	8.0	80	3100	0.19 [0.14–0.24]	585
	10.0	60	1900	0.2 [0.15–0.25]	380
	12.0	60	1500	0.21 [0.16–0.26]	315
	16.0	60	1100	0.22 [0.17–0.27]	240
Austenitické korozivzdorné oceli (180–280HB)	20.0	60	900	0.23 [0.18–0.28]	205
	3.2	60	5900	0.1 [0.05–0.15]	590
	4.0	60	4700	0.12 [0.08–0.18]	560
	5.0	60	3800	0.12 [0.08–0.18]	455
	6.3	60	3000	0.15 [0.1–0.2]	450
	8.0	60	2300	0.17 [0.12–0.22]	390
	10.0	50	1500	0.18 [0.13–0.23]	270
	12.0	50	1300	0.19 [0.14–0.24]	245
Duplexové korozivzdorné oceli (≤280HB)	16.0	50	900	0.2 [0.15–0.25]	180
	20.0	50	700	0.21 [0.16–0.26]	145
	3.2	50	4900	0.1 [0.05–0.15]	490
	4.0	50	3900	0.12 [0.08–0.18]	465
	5.0	50	3100	0.12 [0.08–0.18]	370
	6.3	50	2500	0.15 [0.1–0.2]	375
	8.0	50	1900	0.17 [0.12–0.22]	320
	10.0	40	1200	0.18 [0.13–0.23]	215
Feritické a martenzitické korozivzdorné oceli (≤200HB)	12.0	40	1000	0.19 [0.14–0.24]	190
	16.0	40	700	0.2 [0.15–0.25]	140
	20.0	40	600	0.21 [0.16–0.26]	125
	3.2	80	7900	0.13 [0.08–0.18]	1025
	4.0	80	6300	0.15 [0.10–0.20]	945
	5.0	80	5000	0.15 [0.10–0.20]	750
	6.3	80	4000	0.17 [0.12–0.22]	680
	8.0	80	3100	0.19 [0.14–0.24]	585
Feritické a martenzitické korozivzdorné oceli (>200HB)	10.0	60	1900	0.2 [0.15–0.25]	380
	12.0	60	1500	0.21 [0.16–0.26]	315
	16.0	60	1100	0.22 [0.17–0.27]	240
	20.0	60	900	0.23 [0.18–0.28]	205
	3.2	60	5900	0.1 [0.05–0.15]	590
	4.0	60	4700	0.12 [0.08–0.18]	560
	5.0	60	3800	0.12 [0.08–0.18]	455
	6.3	60	3000	0.15 [0.1–0.2]	450
	8.0	60	2300	0.17 [0.12–0.22]	390
	10.0	50	1500	0.18 [0.13–0.23]	270
	12.0	50	1300	0.19 [0.14–0.24]	245
	16.0	50	900	0.2 [0.15–0.25]	180
	20.0	50	700	0.21 [0.16–0.26]	145

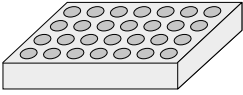
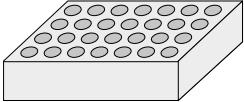
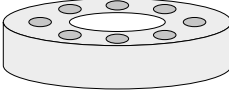
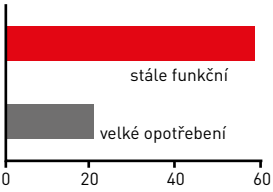
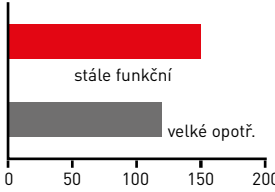
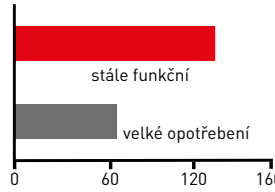
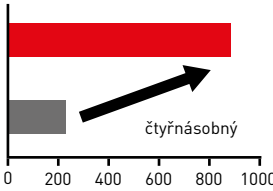
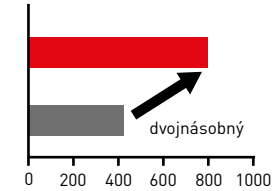
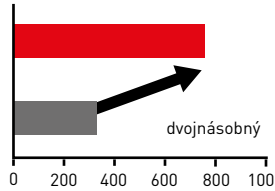
Obráběný materiál	DC	Vc	n	f	Vf
M Kalené korozivzdorné oceli (<450HB)	3.2	50	4900	0.1 (0.05–0.15)	490
	4.0	50	3900	0.12 (0.08–0.18)	465
	5.0	50	3100	0.12 (0.08–0.18)	370
	6.3	50	2500	0.15 (0.1–0.2)	375
	8.0	50	1900	0.17 (0.12–0.22)	320
	10.0	40	1200	0.18 (0.13–0.23)	215
	12.0	40	1000	0.19 (0.14–0.24)	190
	16.0	40	700	0.2 (0.15–0.25)	140
	20.0	40	600	0.21 (0.16–0.26)	125

1. Doporučujeme použít vysokotlaký přívod řezné kapaliny vřetenem stroje.
2. Doporučena je vodou ředitelná emulzní řezná kapalina.
3. Při použití řezné kapaliny nerozpustné ve vodě snižte otáčky o 10 %–20 %.

PROVOZNÍ SMĚRNICE

Upnutí vrtáku	Délka vrtáku	Nastavení vrtáku	Montážní tolerance
 <p>Seřizovací šroub</p> <p>Kleština zaručuje spolehlivé upnutí vrtáku.</p>	 <p>$A > DC \times 1.5$</p>	 <p>Neupínajte v oblasti drážek.</p>	 <p>Obvodové házení $\leq 0.03\text{mm}$</p>
Typ s vnitřním přívodem ř. k.	Manipulace s řeznou kapalinou	Tenké obrobky	Přerušovaný řez
<p>Přívod ř. k. vřetenem stroje</p> <p>Stroj s rotujícím přívodem ř. k.</p>  <p>Přibližný tlak řezné kapaliny: 5 bar–70 bar</p>	<p>1) Částice nečistot a prachu ve staré řezné kapalině mohou ucpat kanálky pro přívod řezné kapaliny a zpomalit tak její průtok. Proto je doporučena pravidelná výměna řezné kapaliny.</p> <p>2) Malé částice třísky mohou ucpat kanálky pro přívod řezné kapaliny. Jako prevenci proto používejte filtry. Při použití vrtáků malého průměru používejte jemné filtry.</p>	 <p>Dochází k průhybu</p> <p>Podepřete obrobek</p>	<p>Jeden postup</p>  <p>① Snižte posuv při vrtání přerušované části.</p> <p>Vyžaduje předchozí obrobení</p> <p>① Před vrtáním zarovnejte čelo čelní frézou.</p>

PŘÍKLAD POUŽITÍ

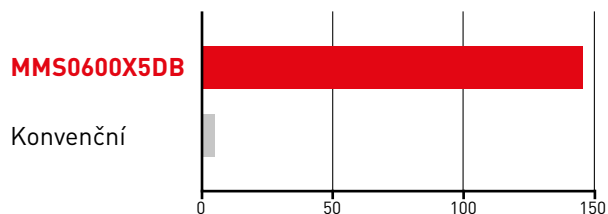
Vrták	MMS0560X5DB		MMS0500X5DB		MMS0970X3DB		
Obrobek	Austenitická nerez JIS SUS304 (200HB) hloubka vrtání : 20 mm 		PH nerez JIS SUS630 hloubka vrtání : 30 mm 		Austenitická nerez JIS SUS304L (200HB) hloubka vrtání : 25.4 mm 		
Součástka	Medicínální součást		tryska		součást výměníku tepla		
Vrták	MMS0560X5DB	konvenční	MMS0500X5DB	konvenční	MMS0970X3DB	konvenční	
Řezné podmínky	Vc (m/min)	70	39	64	66	99	70
	f (mm/rev)	0.22	0.1	0.2	0.1	0.23	0.14
	n (min ⁻¹)	3979	2217	4074	4210	3249	2297
	fr (mm/min)	875	222	815	421	747	322
Chlazení	Emulze						
Stroj	Obráběcí centrum						
	TOOL LIFE						
							
Výsledek	FEED RATE						
							

ŘEZNÝ VÝKON

Vrtáky MMS vykazují vyšší životnost a jsou ideální pro vrtání nerezových ocelí.

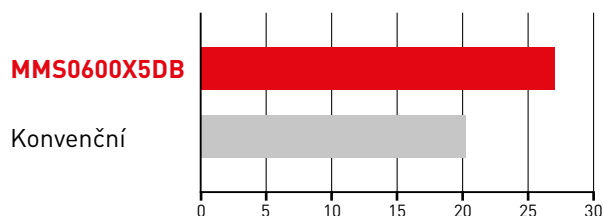
AUSTENITICKÁ NEREZ

Vrták (mm)	Ø 6.0
Obrobek	JIS SUS316L
Hloubka otvoru (mm)	30 (L/D=5)
Vc (m/min)	90
f (mm/rev)	0.2
fr (mm/min)	955 (Non stop)
Chlazení	Emulze
Tlak	3 MPa
Stroj	Obráběcí centrum



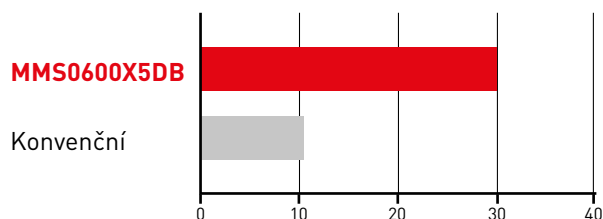
MARTENZITICKÁ NEREZ

Vrták (mm)	Ø6.0
Obrobek	JIS SUS420J2
Hloubka otvoru (mm)	30 (L/D=5)
Vc (m/min)	50
f (mm/rev)	0.13
fr (mm/min)	345 (Non stop)
Chlazení	Emulze
Tlak	3 MPa
Stroj	Obráběcí centrum



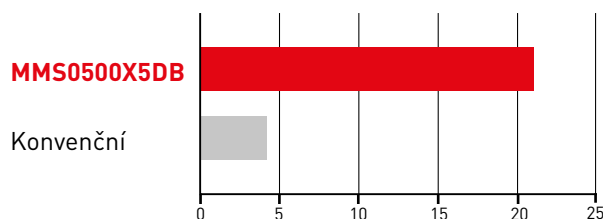
DUPLEX

Vrták (mm)	Ø6.0
Obrobek	JIS SUS329J1
Hloubka otvoru (mm)	30 (L/D=5)
Vc (m/min)	50
f (mm/rev)	0.13
fr (mm/min)	345 (Non stop)
Chlazení	Emulze
Tlak	3 MPa
Stroj	Obráběcí centrum



PH NEREZ

Vrták (mm)	Ø5.0
Obrobek	JIS SUS630
Hloubka otvoru (mm)	25 (L/D=5)
Vc (m/min)	50
f (mm/rev)	0.08
fr (mm/min)	255 (Non stop)
Chlazení	Emulze
Tlak	3 MPa
Stroj	Obráběcí centrum



GERMANY

MMC HARTMETALL GMBH
Comeniusstr. 2 . 40670 Meerbusch
Phone +49 2159 91890 . Fax +49 2159 918966
Email admin@mmchg.de

U.K.

MMC HARDMETAL U.K. LTD.
Mitsubishi House . Galena Close . Tamworth . Staffs. B77 4AS
Phone +44 1827 312312 . Fax +44 1827 312314
Email sales@mitsubishicarbide.co.uk

SPAIN

MITSUBISHI MATERIALS ESPAÑA, S.A.
Calle Emperador 2 . 46136 Museros/Valencia
Phone +34 96 1441711 . Fax +34 96 1443786
Email comercial@mmevalencia.es

FRANCE

MMC METAL FRANCE S.A.R.L.
6, Rue Jacques Monod . 91400 Orsay
Phone +33 1 69 35 53 53 . Fax +33 1 69 35 53 50
Email mmfsales@mmc-metal-france.fr

POLAND

MMC HARDMETAL POLAND SP. Z O.O
Al. Armii Krajowej 61 . 50-541 Wrocław
Phone +48 71335 1620 . Fax +48 71335 1621
Email sales@mitsubishicarbide.com.pl

RUSSIA

MMC HARDMETAL 000 LTD.
Electrozavodskaya St. 24 . build. 3 . Moscow . 107023
Phone +7 495 725 58 85 . Fax +7 495 981 39 79
Email info@mmc-carbide.ru

ITALY

MMC ITALIA S.R.L.
Viale Certosa 144 . 20156 Milano
Phone +39 0293 77031 . Fax +39 0293 589093
Email info@mmc-italia.it

TURKEY

MMC HARTMETALL GMBH ALMANYA - İZMİR MERKEZ ŞUBESİ
Adalet Mahallesi Anadolu Caddesi No: 41-1 . 15001 35530 Bayraklı /İzmir
Phone +90 232 5015000 . Fax +90 232 5015007
Email info@mmchg.com.tr

www.mitsubishicarbide.com | www.mmc-hardmetal.com

DISTRIBUCE:

┌

┐

└

┘